

CH₄ARTING THE CO₂COURSE

**Reducing GHG Emissions from the
U.S. Natural Gas Supply Chain**



VOLUME I • REPORT SUMMARY
National Petroleum Council • 2024

NATIONAL PETROLEUM COUNCIL

An Oil and Natural Gas Advisory Committee to the Secretary of Energy

1625 K Street, N.W.
Washington, D.C. 20006-1656

Phone: (202) 393-6100
Fax: (202) 331-8539

April 23, 2024

The Honorable Jennifer M. Granholm
Secretary of Energy
Washington, D.C. 20585

Dear Madam Secretary:

In response to your April 22, 2022, request, the National Petroleum Council (Council) conducted a comprehensive study on options to reduce greenhouse gas (GHG) emissions along the U.S. natural gas supply chain (NGSC). As you noted in your request, U.S. produced natural gas is an abundant resource that plays an essential role in energy security. Its use has had a significant role in reducing U.S. carbon emissions over the last twenty years and provides reliable electric power generation to support renewable energy sources, aiding in further overall reduction of GHG emissions. Innovations such as the combination of horizontal drilling and hydraulic fracturing have increased the supply of natural gas, leading to a reduction in its price and an increase in its use over more emission-intensive fuels, making natural gas an affordable and lower-emitting energy source in the United States.

Understanding, quantifying, and tracking GHG emissions is an essential component of measuring our progress in meeting emissions reduction targets. The oil and natural gas industry, policymakers, regulators, and technology providers must work together to continue to deliver natural gas safely, efficiently, and with a reduced GHG emissions footprint. This study, *Charting the Course—Reducing Greenhouse Gas Emissions from the Natural Gas Supply Chain*, maps out pathways to achieve those common goals.

This study focuses on six primary areas: GHG emissions characterization; high-emitting segments identification; emissions detection and estimation options; life cycle emissions analysis; potential trade-offs; and approaches to reduce GHG emissions. The study covers the entire U.S. NGSC, excluding end-user emissions, and emphasizes the need for investments, infrastructure changes, and regulatory advancements to reduce emissions. To evaluate the potential for GHG emissions reductions, the Council examined three emission reduction pathways, including a future pathway defined as the Technology, Innovation, and Policy (TIP) Pathway, where wider adoption of policies and regulations, deeper voluntary actions, advanced detection and monitoring technology, and expanded market mechanisms are employed. With this TIP Pathway, methane emissions are estimated to decrease by 70 percent and carbon dioxide emissions decrease by 33 percent from the NGSC between 2020 and 2050.

The Council introduced three unique aspects to enhance the study's value. First, this study provides a dedicated, stand-alone societal considerations and impacts (SCI) discussion to evaluate and integrate community and societal considerations into GHG reduction efforts. Focus groups and associated polls were commissioned in six regions impacted by the NGSC to deepen understanding of community engagement concerns and best practices. The SCI effort underscores that, while developing and implementing GHG emissions reduction projects, activities, and policies; industry and government avoid or mitigate adverse impacts on communities, particularly the disadvantaged, while maximizing the effectiveness of community benefits that can flow from these actions. Second, workshops were held with "less capitalized operators" to better understand the challenges of implementing GHG emissions reductions projects across all company types and sizes. Third, the Council developed a streamlined life cycle assessment (LCA) model of the carbon intensity of natural gas along a specific supply chain. The

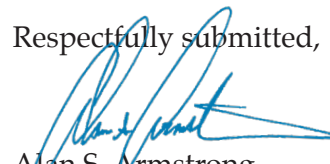
LCA tool will be available to a wide spectrum of policymakers, researchers, and industry companies to democratize and mainstream what otherwise can be a complex analysis.

To convert the study's findings into action, multiple recommendations are detailed in the study for multiple stakeholders. The recommendations fall into the following major themes:

- *Energy and Economic Security:* Leveraging consequential analysis and recognizing the low GHG intensity of U.S. produced natural gas and LNG through climate and energy diplomatic efforts. Harmonizing methane policy across federal and state governments through the White House Methane Task Force adopting policy that utilizes durable market mechanisms to drive economically efficient GHG emissions reductions.
- *Promote SCI Awareness:* Committing investments to address social, environmental, and public health impacts and benefits of NGSC projects and activities and pursuing research based on SCI best practices and community engagement.
- *Incorporate More Measurement in Emissions Management:* Incorporating advanced technology measurements into measurement, monitoring, reporting, and verification (MMRV) programs and leveraging this study for development of a common MMRV global framework.
- *Technology Advancement to Further Emission Reductions:* Prioritizing research, development, demonstration, and deployment (RDD&D) of technologies for reducing and monitoring the GHG intensity of the NGSC.
- *Leverage Life Cycle Assessments (LCAs):* Leveraging LCAs to quantify supply-chain carbon intensities and develop measurement-informed geospatial LCA tools.
- *Employ Enablers for Change:* Revitalizing an organization like the Petroleum Technology Transfer Council for efficiently socializing best practices and technology adoption throughout industry.

In this study, the Council recommends actions that industry and government can undertake to maximize the value of our current infrastructure while further reducing GHG emissions from the NGSC and reducing the carbon intensity of natural gas to advance the United States toward meeting climate goals for the benefit of the public. The Council looks forward to sharing additional details with you, your colleagues, and broader government and public audiences about the pathways and prioritized options for reducing GHG emissions across the U.S. NGSC.

Respectfully submitted,



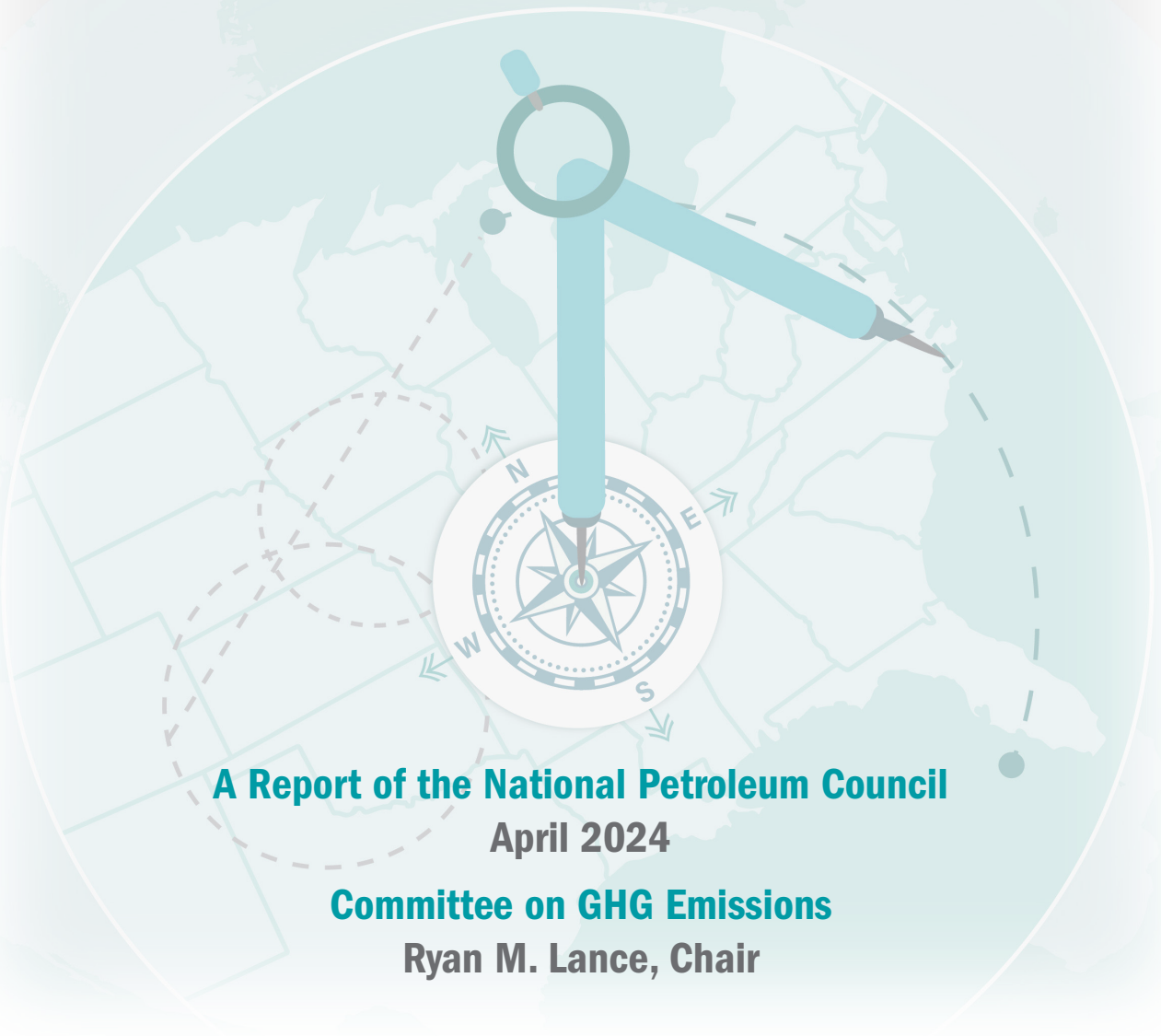
Alan S. Armstrong
Chair

National Petroleum Council

CHARTING THE CO₂ COURSE

Reducing GHG Emissions from the
U.S. Natural Gas Supply Chain

VOLUME I • REPORT SUMMARY



A Report of the National Petroleum Council
April 2024

Committee on GHG Emissions
Ryan M. Lance, Chair

NATIONAL PETROLEUM COUNCIL

Alan S. Armstrong, Chair
Ryan M. Lance, Vice Chair
Marshall W. Nichols, Executive Director

U.S. DEPARTMENT OF ENERGY

Jennifer M. Granholm, Secretary

The National Petroleum Council is a federal advisory committee to the Secretary of Energy.

The sole purpose of the National Petroleum Council is to advise, inform, and make recommendations to the Secretary of Energy on any matter requested by the Secretary relating to oil and natural gas or to the oil and gas industries.

All Rights Reserved
Library of Congress Control Number: 2024943451
© National Petroleum Council 2024
Washington, D.C.
Printed in the United States of America

The text and graphics herein may be reproduced in any format or medium, provided they are reproduced accurately, not used in a misleading context, and bear acknowledgement of the National Petroleum Council's copyright and the title of this report.

Cover graphic: Boston Consulting Group

REPORT OUTLINE

VOLUME I: REPORT SUMMARY

Transmittal Letter

Report Outline

Preface

Executive Summary

Study Findings and Recommendations

Appendix A

Appendix B

Description of Additional Materials

VOLUME II: REPORT CHAPTERS AND APPENDICES

Transmittal Letter

Table of Contents

Chapter 1 – Baseline Emissions and Pathways

Overview

Role of U.S. Natural Gas

Evolution of U.S. Greenhouse Gas Policy and Targets

The Role of the U.S. Natural Gas Industry

GHG Emissions from the Natural Gas Supply Chain

Descriptions of the Natural Gas Supply Chain

Sources of Emissions in the Natural Gas Supply Chain

GHG Emissions Sources in the Natural Gas Supply Chain

Reductions Opportunities

Policies and Voluntary Initiatives in the United States

State Policy

Federal Policy

Voluntary Initiatives

International Efforts

Global Efforts, Including the United Nations

Orphan Wells

Broader Policy Considerations for Natural Gas

Domestic Impacts from the U.S. Natural Gas Supply Chain

Foreign Policy Impacts – Energy and Economic Security

Emissions Pathways

Emissions Pathways for This Study

Methane Emissions Pathways

Carbon Dioxide Emissions Pathways

Technology Research

Policy Enablement

Relationship to U.S. Pledges

Additional Voluntary Reduction Efforts

Conclusion

Chapter 2 – Societal Considerations and Impacts

Overview

Introduction

Joint *Harnessing Hydrogen and Charting the Course* Content: Societal Considerations and Impacts Analysis

Scope

Joint Content in *Harnessing Hydrogen and Charting the Course*: Alternative Views of GHG Emissions Reductions in the Natural Gas Supply Chain

Environmental Justice

Joint *Harnessing Hydrogen and Charting the Course* Section

Community Engagement

Framework for Community Engagement

Testing the Community Engagement Model

Foundations for Effective Community Engagement

Trade-Offs: Potential Impacts and Benefits

Exploring Trade-Offs in Study Poll

Economic Benefits and Impacts

Regional Case Studies in Revenue Sharing

Health Cobenefits of Reducing GHG Emissions in the Natural Gas Supply Chain

Emissions from Natural Gas Production

Emissions from Natural Gas Flaring

Conclusion: The Path Ahead

Chapter 3 – Detection and Quantitative Tracking of Greenhouse Gas Emissions from Oil and Natural Gas Supply Chains

Overview

Characteristics of Greenhouse Gas Emissions from Oil and Natural Gas Supply Chains

Purposes of Methane Emissions Detection and Quantification

Emissions Reporting

Emissions Reduction Activities

Emissions Detection and Quantification Systems

Classification of Emissions Estimation Methods

Emissions Detection and Quantification Platforms and Sensing Types

Evaluating Technology Performance

Characterizing and Reducing Uncertainties in Emissions Quantification

Findings and Recommendations

Multiscale Emissions Detection and Quantification Systems

Responding to Emissions Information

Operator Response to Detections

Considerations for Third-Party Surveys

Integrating Emissions Detection and Quantification Information with Operator Data

Barriers to Deployment and Scale-Up

Regulation

Technology Deployment and Integration Cost

Shortage of Skilled Personnel

Uncertainties in Emissions Detection and Quantification

Physical Barriers to Implementation

Global Reach and Competitiveness

Summary

Chapter 4 – Greenhouse Gases Life Cycle Assessment for Natural Gas and Liquefied Natural Gas

Overview

Introduction to Life Cycle Assessment (LCA)

LCA Process

Functional Unit

Allocation and Coproducts

Carbon Footprint

Other Considerations in LCA

LCAs and Alternative Emissions Reporting Processes and Metrics

Background on LCAs of Natural Gas

Natural Gas Supply Chain Stage Descriptions in the Context of LCA

Production

Gathering and Boosting

Treatment and Processing

Transmission and Underground Storage

Distribution

Liquefaction

Ocean Transport

NPC GHG LCA Study Boundaries

Harmonization of Life Cycle GHG Emissions in U.S. Natural Gas Supply Chains and the Development of a Streamlined Natural Gas LCA Model

Harmonization of Prior Published Estimates of Life Cycle GHG Emissions in U.S. Natural Gas and LNG Supply Chains

SLiNG-GHG Model

LCAs in Public and Corporate Policymaking

The Inflation Reduction Act (IRA)

Renewable Fuel Standard

Corporate Average Fuel Economy (CAFE) Standards

Federal LCA Commons

LCAs in International Policy

European Methane Legislation

Other European Union Legislation That May Lead to Developing LCAs

Interest in LCAs of GHG Emissions in Asia

International Cooperation on Methane MRV and Differentiated Gas

LCAs in Corporate Climate Strategies

Guidelines on Evaluation of LCA Results

Summary of Findings and Recommendations

Chapter 5 – Integrated Analytics and Trade-Offs: Reducing Greenhouse Gas Emissions in the Natural Gas Supply Chain through 2050

Overview

Natural Gas Supply Chains

Description of Supply Chains

Supply Chain Case Studies

Supply Chain Modeling Results and Recommendations

Electrification of Compression Analysis and Recommendations

Analysis of Operator Actions to Reduce GHG Emissions in Natural Gas Supply Chains

Scenario Analysis

Role of Scenarios in Estimating Future Emissions Trajectories

How Are Scenarios Used?

Sources of Future Energy Scenarios

Selection of Future Energy Scenarios for This Study

Charting the Course

Durable Policy

Market Mechanisms

Differentiating Low GHG Intensity Gas

Enhancement of Societal and Community Benefits

International Recognition for Lower Emissions Intensity LNG

Conclusion

Appendix C – Societal Considerations and Impacts

Appendix D – Detection and Quantification of GHG Emissions

Appendix E – GHG Lifecycle Assessment for Natural Gas and LNG

Acronyms and Abbreviations

Description of Additional Materials

The Report Summary, Chapters, Appendices, and other study materials can be downloaded at no charge from the NPC report website, chartingthecourse.npc.org.

PREFACE

NATIONAL PETROLEUM COUNCIL

The National Petroleum Council (NPC) is an organization whose sole purpose is to provide advice to the federal government. After successful cooperation during World War II, President Harry Truman requested this federally chartered and privately funded advisory group to be established by the Secretary of the Interior to represent the oil and natural gas industry's views to the federal government by advising, informing, and recommending policy options. Today, the NPC is chartered by the Secretary of Energy under the Federal Advisory Committee Act of 1972, and the views represented are broader than those of the oil and natural gas industry.

Council members, about 200 in number, are appointed by the Energy Secretary to assure well-balanced representation from all segments of the oil and natural gas industry, from all sections of the country, and from large and small companies. Members are also appointed from outside the oil and natural gas industry, representing related interests such as large consumers, states, Native Americans, and academic, financial, research, and public interest organizations and institutions. The council promotes informed dialogue on issues involving energy, security, the economy, and the environment of an ever-changing world.

STUDY REQUEST AND OBJECTIVES

By a letter dated April 22, 2022, Secretary of Energy Jennifer Granholm formally requested the NPC to undertake a study that defines pathways and prioritizes options for greenhouse gas (GHG) emissions reduction across the U.S. natu-

ral gas supply chain. The request placed particular emphasis on those having the potential to contribute to the achievement of the Global Methane Pledge and U.S. emissions reduction targets.

The Secretary requested the council's advice on six key topics:

1. Characterization of the state of GHG emissions and emissions reduction plans and programs across the U.S. natural gas value chain, including extraction, processing, transport, storage, liquefaction, and distribution.
2. Identification of the highest-emitting value chain segments and initiatives that can offer impactful, cost-effective, and achievable GHG reduction opportunities.
3. Exploration of options on how detection of GHG emissions from U.S.-produced natural gas can be characterized by employing both direct detection via terrestrial, airborne, and space-based monitoring and indirect detection via emissions coefficients and proxy values to provide useful information for public and private sector decision-makers as well as other stakeholders, recognizing variability due to different technologies, sources of supply, and end uses.
4. Discussion of modeling frameworks that are used for life cycle emissions analysis and can provide results of consequences regarding the impacts of natural gas relative to other energy sources, both domestically and internationally.
5. Discussion of potential trade-offs of low- and no-emissions natural gas, including energy and economic security, environmental justice, the carbon intensity of the products resulting

from its use—e.g., heat, power, and chemicals—and other environmental impacts.

6. Evaluation of the feasibility and effectiveness of different approaches to reduce and/or offset GHG emissions across the existing and evolving natural gas value chain. Approaches may include technology investments, market mechanisms, and policy and regulatory measures.

Appendix A contains the Secretary’s request letter and more details on the NPC.

STUDY CONTEXT

In 2011, the NPC produced a report for the Secretary of Energy titled *Prudent Development: Realizing the Potential of North America’s Abundant Natural Gas and Oil Resources*. The report essentially concluded that the prudent development of oil and gas resources can be “potentially transformative for the American economy, energy security, and the environment.” Since its publication, the shale revolution has provided reliable and affordable energy domestically while also seeing reductions in overall GHG emissions primarily afforded by fuel switching in the Power sector as further described in Chapter 1. More recently, methane regulations have emerged at the state and national levels. During this period, the United States has expanded the exporting of natural gas internationally, providing a secure, reliable, and environmentally competitive energy source as other countries also address the need for energy security, affordability, and environmental considerations.

The natural gas industry has several opportunities to contribute to the GHG emissions reduction targets both domestically and abroad. Since the publication of the 2011 report, there has been significant public focus on GHG emissions from the natural gas supply chain and advancement on quantification and monitoring of GHG emissions. Methane emissions from the natural gas supply chain reduce benefits of natural gas relative to higher-GHG-intensive fossil fuels. Over the past decade, scientists, policymakers, and operators have gained better understanding of emissions profiles of the natural gas supply chain, deployment of monitoring technologies and analytical

methods, and implementation of voluntary and regulatory programs. Reducing emissions across the natural gas supply chain will require a mix of investments, changes to infrastructure design and operations, regulations at both new and existing facilities, advancement of monitoring technologies, alignment of reporting principles and practices, and the export of these technologies and experiences abroad.

The NPC delivers findings and recommendations for the U.S. Department of Energy (DOE), as well as suggestions for policy, regulatory, and legislative actions; further research needs; and potential actions to be taken by natural gas supply chain entities.

STUDY SCOPE AND PROCESS

The study leadership developed a proposed workplan that defined the study scope, organization, and timeline at the onset of the study in late 2022 to ensure alignment on deliverables and to submit the final report to the Secretary by April 2024. Study topics on methane and GHG emissions are dynamic, with new articles, papers, regulations, and announcements occurring daily. The study’s findings and recommendations are based on information available through the end of 2023; any 2024 information used will be noted as such.

The objective of this study was to assess GHG emissions reduction plans and potential across the United States¹ natural gas supply chain and provide recommendations for government, petroleum industry, research community, and nongovernmental organization (NGO) actions. The focus of the study was to examine opportunities to minimize the GHG emissions attributable to the production, transmission, and delivery for domestic use or export of U.S. natural gas. While emphasis was on U.S. emissions reduction targets, the study incorporated learnings from international initiatives and other countries.

This study addressed the U.S. natural gas supply chain from extraction, processing, transport, storage, liquefaction, and distribution until

¹ United States includes all 50 states, Washington, D.C., and U.S. territories.

the end user's² meter, plus liquefied natural gas (LNG) shipping to destination ports. Orphan/abandoned wells are also in scope. Per the Secretary's request to study the natural gas value chain, end-user emissions are excluded from the study scope. Unless specifically addressing the Secretary's letter, the more common term "supply chain" will be used instead of "value chain." Figure P-1 shows the supply chain components.

The study scope focuses on emissions reduction from wellhead to end-user receipt (the natural gas supply chain), thus excluding end-user consumption and end-use combustion emissions, frequently referred to as "Scope 3," from the study. The reason is threefold: (1) The NPC extensively studied carbon capture and storage, a primary mitigation of end-use combustion emissions, in the NPC's 2019 report *Meeting the Dual Challenge*.³ (2) Regulatory and technological mechanisms for limiting end-use combustion emissions affect primarily the customers of the natural gas supply chain and would require a different study team, including Power, Industrial, and other end users. (3) A robust study of end-use emissions reduction would undoubtedly involve an evaluation of fuel switching between natural gas and other primary energy sources (e.g., oil, wind, solar, hydro, and nuclear), a subject that has been extensively studied. Consequently, NPC chose to respond to the Secretary's request by focusing on the pathways for reducing GHG emissions along the natural gas supply chain, such that reduced carbon intensity of U.S. natural gas becomes a contributor to the U.S. goals as stated in the Secretary's request letter.

Oil and natural gas are produced in many environments, including offshore (primarily Gulf of Mexico) and the Arctic (Alaska). These two areas have unique operating challenges, including enclosed facilities and proximity to living quarters that have always required heightened detection and monitoring. Therefore, discussion of these two operating areas is limited.

2 End user is defined for three different gates within the study but generally delivered to the customer (Power, Commercial, Residential, or Qegas facility) meter.

3 National Petroleum Council. "Meeting the Dual Challenge: A Roadmap to At-Scale Deployment of Carbon Capture, Use, and Storage." 2019. <https://dualchallenge.npc.org/>.

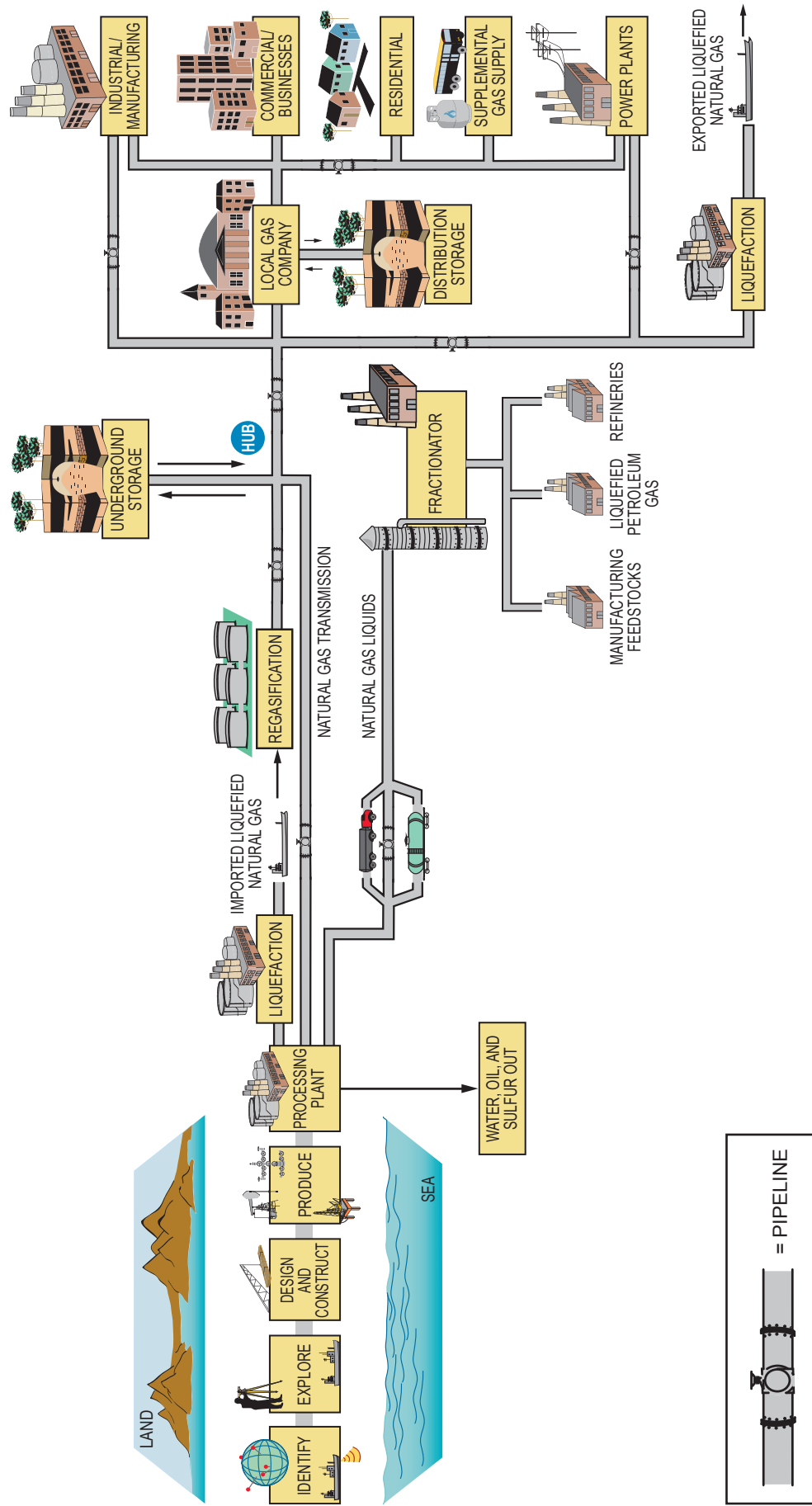
This study will be useful in assisting readers with an understanding of the magnitude of emissions associated with the natural gas supply chain, and opportunities to reduce those emissions, but will not address the question of how natural gas use compares to alternatives, such as end-use electrification.⁴ It is understood that the success of natural gas GHG emissions reductions at scale requires economic and operational integration across industries, harmonized and durable local/Tribal/state/federal policy, a strong health and safety record, and addressing social considerations and impacts across its supply chain while taking into consideration energy demand and U.S. energy security. The study focuses on existing initiatives, energy and economic security, detection technology to rapidly respond to unexpected emissions and potentially quantify emissions, life cycle assessments (LCAs) to understand emissions intensity and cross-organizational integration, regulation, and policy options. The creation of a streamlined LCA model is one of the unique aspects of this study. This model was developed to encourage the identification of GHG emissions reduction opportunities and to inform public and private sector decision-making.

Consistent with NPC's mission—and as part of community outreach and to ensure perspectives from smaller operators were included in this study—four workshops were hosted throughout the United States to solicit feedback on potential emissions reductions pathways.

The *Harnessing Hydrogen: A Key Element of the U.S. Energy Future* NPC study was completed simultaneously with this study. The two studies coordinated to ensure that the carbon intensity of natural gas used to reform hydrogen was aligned. The two studies also collaborated on framing the societal considerations and impacts (SCI).

The SCI topic represents a significant development for the NPC itself, as it, together with the concurrent *Harnessing Hydrogen* study's Chapter 7, Societal Considerations, Impacts, and Safety is the first time NPC studies have undertaken a dedicated SCI review of issues related to a study

4 The NPC addressed mitigation of end-user combustion carbon dioxide in "Meeting the Dual Challenge: A Roadmap to At-Scale Deployment of Carbon Capture, Use, and Storage." 2019. National Petroleum Council. <https://dualchallenge.npc.org/>.



Source: American Petroleum Institute, *Oil and Natural Gas Industry Preparedness Handbook*, October 2013.

Figure P-1. Illustrative Diagram of the U.S. Natural Gas Supply Chain

topic. While both studies' SCI treatments are an important step forward, more work needs to be done to thoroughly understand the social, community, and environmental justice (EJ) issues involved in energy systems and energy infrastructure.

DEFINITION OF ENVIRONMENTAL JUSTICE

The Secretary of Energy's letter asked the National Petroleum Council to discuss "environmental justice." The Secretary did not provide a definition of the rapidly evolving term; however, both NPC studies have referenced some widely used definitions of EJ and associated terminology that is used by government agencies and others. These definitions are not representative of the entire compendium of definitions or views on these issues. The Societal Considerations and Impacts title was chosen based on guidance and engagements with the Department of Energy as an appropriate descriptor for a wide range of external community and environmental concerns across the United States. Other terminology used by EJ researchers and advocates with definitions of some of those terms can be found in the Chapter 2 appendix (Appendix C).

The GHG study drew on available analysis from a variety of sources such as reports and studies from: DOE, national labs, U.S. Environmental Protection Agency (EPA), East Daley Analytics, U.S. Energy Information Administration (EIA), International Energy Agency (IEA), and data from demonstration and commercial-scale projects. It also followed the approach used in previous NPC studies, such as *Prudent Development*, *Dynamic Delivery*, and *Meeting the Dual Challenge*.

This NPC study was conducted in full compliance with applicable laws and regulations, including antitrust laws and the Federal Advisory Committee Act. To ensure antitrust compliance, for example, the study did not include evaluations of any forward-looking commodity prices, despite the role these can play in encour-

aging the research and technology investments required for widespread GHG emissions reduction.

STUDY GROUP ORGANIZATION

In response to the Secretary's requests, the NPC established a Committee on Natural Gas GHG Emissions composed of more than 60 members of the council. The committee's purpose was to conduct a study on this topic and to supervise the preparation of a draft report for the council's consideration. A steering committee consisting of the committee's chair, a government representative, and 11 members representing a cross section of the committee provided timely guidance and resolution of issues during the study.

A coordinating subcommittee and five task groups were also established to assist the committee in conducting the study. These study groups were aided by multiple subgroups focused on specific subject areas, supplemented by workshops and other outreach. Figure P-2 provides an organization chart for the groups that conducted the study's analyses.

The following task groups were created based on the six questions in the letter from the Secretary of Energy:

- **Baseline and Expected Pathways:** Characterize the state of GHG emissions and emissions reduction plans and programs and identification of the highest-emitting supply chain segments
- **Detection and Quantification:** Provide options for detection and measurement
- **Life Cycle Analysis:** Model and analyze life cycle emissions
- **Analytics and Trade-Offs:** Examine GHG emissions reduction opportunities, trade-offs, and carbon intensity
- **Societal Considerations and Impacts:** Provide insights to avoid or mitigate adverse impacts on communities, particularly the disadvantaged, while maximizing the effectiveness of community benefits that can flow from GHG emissions reduction projects, activities, and policy

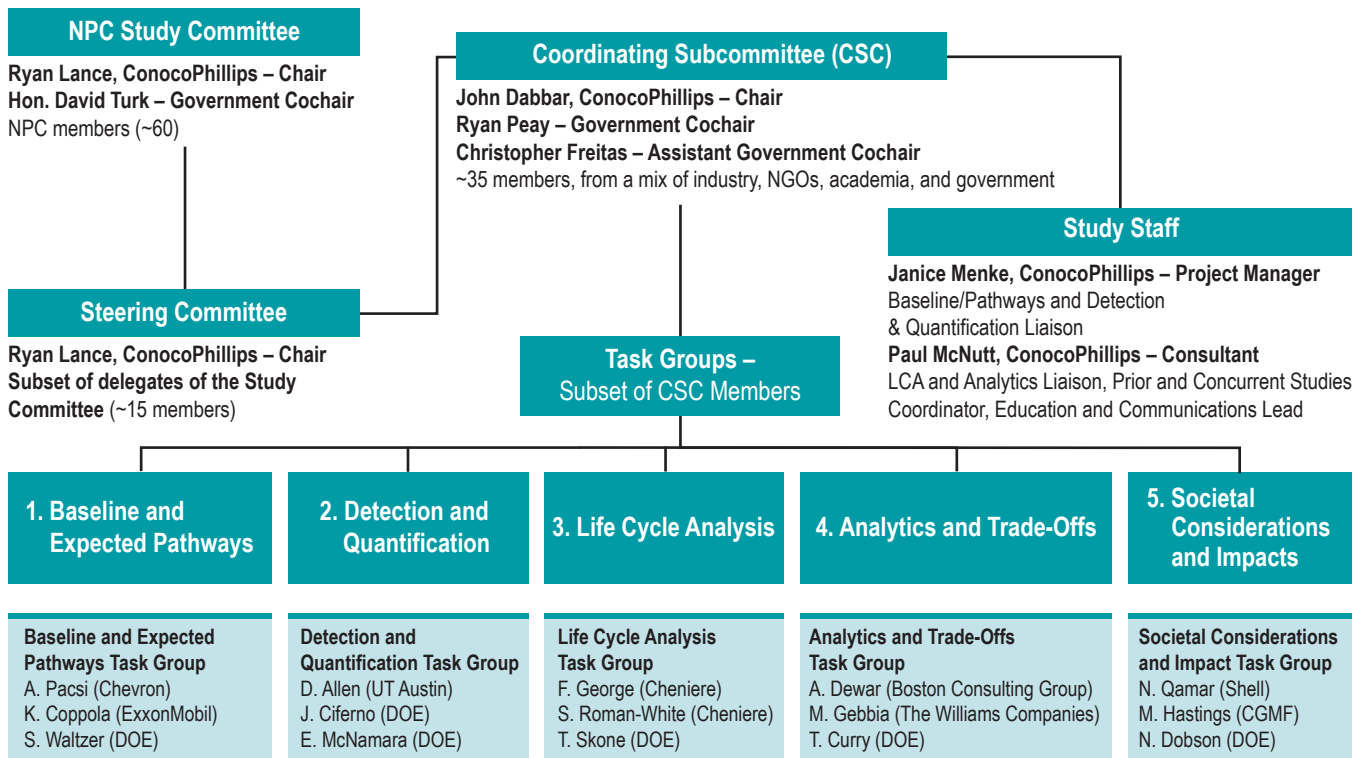


Figure P-2. GHG Study Organization

The members of the various study groups were drawn from NPC members’ organizations as well as from many other industries; federal, state,

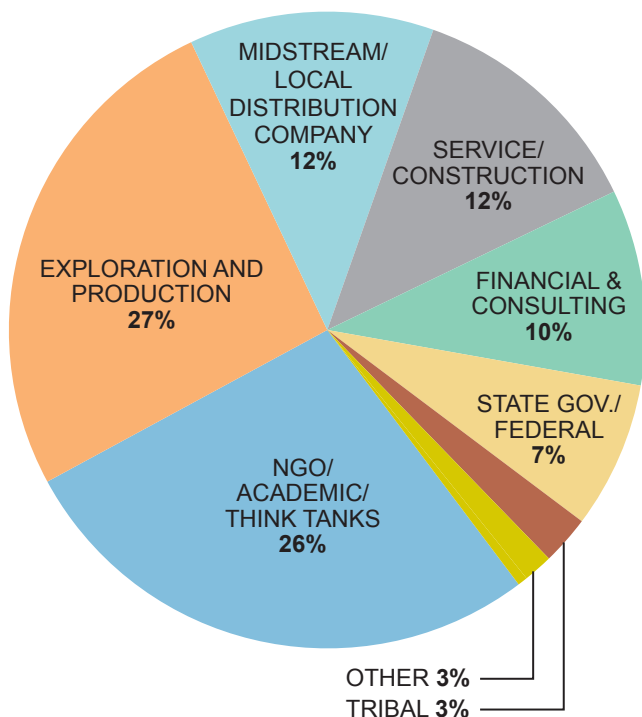


Figure P-3. GHG Study Participation Diversity

and Tribal agencies; NGO, other public interest groups; financial institutions; consultancies; academia; and research groups. More than 200 people served on the study’s committee, subcommittee, task groups, and subgroups. While all have relevant expertise for the study, about half the study members are from the oil and natural gas industry. Figure P-3 shows the diversity of participation in the study process, Figure P-4 shows the study leadership, and Appendix B contains rosters of participants in each study group. Broad participation was an integral part of the study, with the goal of soliciting input from an informed range of interested parties.

Participants in this study contributed in a variety of ways, ranging from work in all study areas, to involvement in a specific topic, to reviewing proposed materials, to participating in technical workshops. Involvement in these activities should not be construed as a participant’s or their organization’s endorsement or agreement with all the statements, findings, and recommendations in this report. Additionally, while U.S. government participants provided significant assistance in the identification and compilation of data and other

NPC COMMITTEE ON GHG EMISSIONS

CHAIR – COMMITTEE

Ryan M. Lance
Chairman and Chief Executive Officer
ConocoPhillips Company

EX OFFICIO

Alan S. Armstrong
Chair
National Petroleum Council

Mark S. Brownstein
Senior Vice President, Energy Transition
Environmental Defense Fund

Trammell S. Crow
Founder
EarthX

Richard P. Dealy
Chief Executive Officer
Pioneer Natural Resources Company

Jack A. Fusco
President and Chief Executive Officer
Cheniere Energy, Inc.

CHAIR

John M. Dabbar
Managing Director
Low Carbon Technologies
ConocoPhillips Company

PROJECT MANAGER

Janice Y. Menke
NPC GHG Project Manager, Low Carbon Technologies
ConocoPhillips Company

Kelly K. Coppola
Upstream Unconventional Issues & Advocacy Manager
Exxon Mobil Corporation

David T. Allen
Melvin H. Gertz Regents Chair in Chemical Engineering
Cockrell School of Engineering, University of Texas

CHAIR – LIFECYCLE ANALYSIS TASK GROUP

Fiji C. George
Senior Director, Climate & Sustainability
Cheniere Energy, Inc.

Alex Dewar
Managing Director & Partner
The Boston Consulting Group

Marilu Hastings
Executive Vice President
Director, Mitchell Innovation Lab
The Cynthia and George Mitchell Foundation

GOVERNMENT COCHAIR – COMMITTEE

Hon. David M. Turk
Deputy Secretary of Energy
U.S. Department of Energy

SECRETARY

Marshall W. Nichols
Executive Director
National Petroleum Council

Donald L. Paul
Executive Director of the USC Energy Institute
Professor and William M. Keck Chair
of Energy Resources
Viterbi School of Engineering
University of Southern California

Lorenzo Simonelli
Chairman and Chief Executive Officer
Baker Hughes Company

J. Robinson West
Chairman Emeritus
Center for Energy Impact
The Boston Consulting Group

Darren W. Woods
Chairman, President, and Chief Executive Officer
Exxon Mobil Corporation

EX OFFICIO

Michael K. Wirth
Chair
NPC Committee on Hydrogen Energy

MEMBERS – STEERING COMMITTEE

Marilu Hastings
Executive Vice President
Director, Mitchell Innovation Lab
The Cynthia and George Mitchell Foundation

Vicki A. Hollub
President and Chief Executive Officer
Occidental Petroleum Corporation

James Y. Kerr II
Chairman, President, and Chief Executive Officer
Southern Company Gas

Mark K. Miller
President
Merlin Energy, Inc.

COORDINATING SUBCOMMITTEE

GOVERNMENT COCHAIR

Ryan Peay
Deputy Assistant Secretary
Office of Resource Sustainability
Office of Fossil Energy and Carbon Management
U.S. Department of Energy

ALTERNATE GOVERNMENT COCHAIR

Christopher J. Freitas
Senior Program Manager for Methane Mitigation R&D
Office of Resource Sustainability
Office of Fossil Energy and Carbon Management
U.S. Department of Energy

PROJECT INTEGRATION

Paul B. McNutt
Consultant, Low Carbon Technologies
ConocoPhillips Company

COCHAIRS – BASELINE AND EXPECTED PATHWAYS TASK GROUP

Adam P. Pacsi
Methane Policy Adviser
Chevron Corporation

CHAIR – DETECTION AND QUANTIFICATION TASK GROUP

ASSISTANT CHAIR – LIFE CYCLE ANALYSIS TASK GROUP

Selina A. Roman-White
Supervisor, Climate
Cheniere Energy, Inc.

COCHAIRS – ANALYTICS AND TRADE-OFFS TASK GROUP

Mark A. Gebbia
VP Environmental and Permitting
The Williams Companies

COCHAIRS – SOCIETAL CONSIDERATIONS & IMPACTS TASK GROUP

Natasha R. Qamar
U.S. Climate Policy & Advocacy Advisor
Shell USA Inc.

Figure P-4. GHG Study Leaders

information, they did not take positions on the study's recommendations.

As a federally appointed and chartered advisory committee, the NPC is solely responsible for the final advice provided to the Secretary of Energy. The council believes that the broad and diverse participation has informed and enhanced its study and advice. The council appreciates the commitment and contributions from all who participated in the process.

REPORT STRUCTURE

In the interest of transparency, and to help readers better understand this study, the NPC is making the study results available through the website to all interested parties. To provide interested parties with the ability to review this report and supporting materials in various levels of detail, the report is organized in multiple layers as follows.

Report Summary (Volume I) includes the report transmittal letter, outline of the entire report, preface, Executive Summary, a list of the findings and recommendations of the study, and appendices providing the study request letter, NPC roster, and study group rosters. This volume provides two levels of summarization:

- **Report Transmittal Letter** is the first level that submits the report to the Secretary of Energy as the council's response to her request for advice on GHG emissions reductions across the U.S. natural gas supply chain. It provides a very brief, high-level overview of the report's key messages.
- **Executive Summary** is the second level and provides an overview of the study's findings and recommendations for reducing GHG emissions in the natural gas supply chain. It is organized into the following themes that the Secretary of Energy requested:
 - *The role of natural gas*: Characterization of the state of GHG emissions and emissions reduction plans and programs across the U.S. natural gas supply chain.
 - *Greenhouse gas emissions solutions and challenges*: Identification of the highest-emitting

parts of the supply chain and initiatives that offer impactful, cost-effective, and achievable GHG reduction opportunities.

- **Addressing the Secretary's three goals**: 1) a 50 to 52% reduction in GHG emissions from 2005 levels by 2030, 2) net zero emissions economy-wide by 2050, and 3) the Global Methane Pledge to collectively reduce global methane emissions by 30% from 2020 levels by 2030.
- **Societal considerations and impacts**: Analysis of issues associated with environmental justice; community engagement; and trade-offs, impacts, and benefits.
- **Detection and measurement**: Exploration of options on how detection of GHG emissions from U.S. natural gas can be characterized.
- **Life cycle assessments**: Discussion of modeling frameworks that are used for life cycle emissions assessments and can provide results of consequences regarding the impacts of natural gas relative to other energy sources, both domestically and internationally.
- **Integrated analytics and trade-offs**: Discussion of potential trade-offs of low- and no-emissions natural gas. Evaluation of the feasibility and effectiveness of different approaches, individually and in combination, to reduce and/or offset GHG emissions across the existing and evolving natural gas supply chain.

Report Chapters and Appendices (Volume II) includes the five detailed chapters and three substantive appendices for chapters 2, 3, and 4. The Executive Summary, report chapters, appendices, and the report volumes may be individually downloaded from the NPC website at chartingthecourse.npc.org without charge. The website also provides a link to purchase print-on-demand copies of the two report volumes.

Topic Papers were prepared to support a detailed review in specific areas. The topic papers are not endorsed or approved by the Council but were approved to be made available as part of the study process (please see the full qualification in the list of topic papers). A list of topic papers is included at the end of this volume under Additional Materials.



EXECUTIVE SUMMARY

INTRODUCTION

National Petroleum Council studies are requested by the Secretary of the Department of Energy (DOE) to advise on policy, technology, and related topics. *Charting the Course* was initiated by the DOE on April 22, 2022, to evaluate how to assess and reduce the greenhouse gas (GHG) emissions along the natural gas supply chain (NGSC). The study's release is timely, as a new Environmental Protection Agency (EPA) methane rule applicable to the oil and natural gas industry and a "pause" on the approval of liquefied natural gas (LNG) export terminals are current topics in policy debates. The study calls on government, nongovernment, industry, and research organizations to work together to implement the recommendations and reduce the NGSC GHG emissions, starting with methane and then building to address carbon dioxide.

In total, petroleum and natural gas systems account for 33% of methane emissions,¹ 5% of CO₂ emissions, and 8% of total U.S. GHG emissions. *Charting the Course* focuses on reducing NGSC GHG emissions. The scope does not include future fuel switching or supply and demand scenarios. GHG emissions analysis is based on the Energy Information Administration (EIA) Reference Case, noting that the EIA does not create scenarios intentionally aligned with a net zero goal. International Energy Agency (IEA) scenarios are also shown. The study team did not analyze

the likelihood, precision, or accuracy of any scenario, outlook, or forecast, nor does it endorse the use of any scenario over others. The study's goal is to identify ways to reduce the NGSC GHG emissions at the source level for all future supply and demand scenarios.

This study is the result of collaboration by service firms, financial firms, consulting firms, state government, nongovernmental organizations, academic institutions, Tribal groups, and oil and gas industry companies. The study concludes that if these organizations implement the Existing Policies (EP) Pathway² defined as the combination of existing policies, regulatory and voluntary actions, technology advancements, and market mechanisms, a 50% reduction in methane emissions can be achieved by 2050, with most of that occurring before 2030. However, a 25% increase in carbon dioxide emissions would result, given EIA Reference case production through 2050.³

The NPC defines another pathway that is representative of a future with increased policies and regulation, increased voluntary commitments, advancing technologies, and the implementation of market mechanisms. Under this pathway, named Technology, Innovation, and Policy (TIP), methane emissions decrease by 70% and carbon dioxide emissions reduce by 33% through 2050, again using the EIA Reference case for production. The assumptions and actions in the TIP Pathway would typically manifest in natural gas supply and

¹ While petroleum and natural gas are a major source of methane GHG emissions, agriculture is the largest source (38%), with key contributions from livestock and rice cultivation. Waste (20%), which includes landfills and wastewater treatment, and coal mining (7%) are also key contributors to national methane emissions estimates.

² Pathway is defined for the study as a combination of policies, regulatory and voluntary actions, technology advancements, and market mechanisms working together.

³ Existing Policies, EIA Reference Case Production, 2023.

demand scenarios that are much lower than the EIA Reference case. A combination of lower emissions intensity and lower natural gas production would further reduce total NGSC GHG emissions but is not modeled in this study.

The TIP Pathway would require a large infrastructure buildout for emissions reduction projects, including electrification, carbon capture and storage, and potentially low carbon intensity hydrogen. Permit reform and community engagement are enablers for such a pathway. The oil and gas industry has a long history of engaging with the communities where they operate. The consistent application of community engagement best practices can be improved, and additional community input should be sought out. In this study, the NPC has highlighted societal considerations and impacts (SCI). Chapter 2 is dedicated to SCI, and SCI is embedded throughout the study.

All study pathways include the EPA's rule to reduce methane emissions from the oil and gas sector, which was announced in December 2023. The NPC engaged with dozens of smaller operators (designated Less Capitalized Operators, or LCOs) to better understand the challenges the rule presents. LCOs are concerned about understanding and meeting the new regulatory requirements and the potential impact on marginal wells. The EPA Regulatory Impact Assessment that indicated added regulatory costs could decrease U.S. oil production by 113,000 barrels of oil per day (Boe/d) and decrease natural gas production by 434 million cubic feet per day (MMcf/d) in 2038.⁴ Not only could U.S. oil and gas supply be impacted, but there could be a disproportionate impact on marginal wells and LCOs.

Another LCO concern is the cost of compliance, including detection, measurement, and quantification of methane emissions. From satellites, planes, drones, ground-based lasers, and optical gas imaging cameras to operators walking sites and using their senses to detect emissions, the new regulations will require incremental

cost. Detection and quantification are discussed in Chapter 3. Some of the LCOs have proactively adopted detection and repair protocols and provided examples of programs of cost-effective GHG emissions reduction programs.

In January 2024, the DOE announced a temporary pause on authorizations for pending applications for LNG export projects to non-Free Trade Agreement countries as DOE conducts a public interest assessment.⁵ Due to timing, this policy announcement was not fully analyzed by the NPC, although some of the insights from this report should be germane to the public interest assessment process. Some important considerations, like unintended global supply and demand balance consequences and investment certainty for projects in the U.S., are outside the scope of this study but would be important opportunities for further collaboration between industry and the DOE. This NPC report provides recommendations for addressing some of the key current trade-offs for U.S. LNG exports, including an evaluation of SCI and community engagement best practices; simplified tools for estimating supply chain GHG emissions intensity as part of measurement, monitoring, reporting, and verification (MMRV) programs; pathways for significant methane reductions in the natural gas supply chain, including the suite of federal methane regulations across several agencies; and establish the RDD&D here, on first instance opportunities for reducing supply chain carbon dioxide emissions, including from liquefaction. Chapter 4 uses a newly developed, streamlined life cycle assessment (LCA) model to evaluate all NGSC GHG emissions, including multiple LNG destinations.

The United States is the top global LNG exporter, providing supply diversity to importing countries. Thus, U.S. natural gas is a crucial part of global and domestic energy security and plays an important role in economic security. Since 2010, natural gas has been the top source of primary energy production in the United States. U.S. natural gas is reliable due to its diversity and scale. It has multiple producing basins, more than

4 U.S. EPA. "Regulatory Impact Analysis of the Standards of Performance for New, Reconstructed, and Modified Sources and Emissions Guidelines for Existing Sources: Oil and Natural Gas Sector Climate Review." December 2023. https://www.epa.gov/system/files/documents/2023-12/eo12866_oil-and-gas-nsp-eg-climate-review-2060-avl6-ria-20231130.pdf.

5 U.S. DOE. "DOE to Update Public Interest Analysis to Enhance National Security, Achieve Clean Energy Goals, and Continue Support for Global Allies." January 26, 2024. <https://www.energy.gov/articles/doe-update-public-interest-analysis-enhance-national-security-achieve-clean-energy-goals>.

300,000 miles of interstate and intrastate natural gas transmission pipelines, 2.3 million miles of distribution pipelines, and 388 underground storage facilities⁶ that provide reliable energy security not only within the United States, but also globally, thus delivering reliability in the future energy mix. Chapter 1 covers the role of natural gas, the current policies and regulations, and the current state of GHG emissions.

U.S. natural gas is abundant and affordable. Resource estimates provide more than 100 years of production at current rates. The shale revolution has more than doubled U.S. production since 2005 and kept U.S. prices down. The low energy cost coupled with the legacy infrastructure provides universal access for energy equity.

Finally, U.S. natural gas can contribute to environmental sustainability by generating fewer methane and carbon dioxide GHG emissions, 40% less nitrogen oxide, and 44% less sulfur dioxide than coal—which was, until 2010, the top primary energy source in the United States—per megawatt hour of electricity generated. Reduced emissions benefit both global climate and local air quality.^{7,8}

To reduce emissions, the study breaks down the composition and sources of those emissions. The NGSC GHG emissions are about evenly split between methane and carbon dioxide on a 100-year Global Warming Potential (GWP100) basis. Methane detection and quantification technologies are rapidly progressing and indicate that the primary source of methane is in the production stage. Carbon dioxide is easier to quantify through engineering calculations but potentially harder to mitigate in the long run. Carbon dioxide's main source is known combustion from flares, compressors, and other NGSC equipment. Chapter 5

addresses the actions needed to reduce both methane and carbon dioxide.

Charting the Course should be valuable for the DOE and other federal, state, and Tribal government agencies; policymakers; legislators; regulators; the oil and gas industry; technology innovators; commercial vendors; and standards-setting organizations. By working together, these organizations can reduce GHG emissions from the NGSC.

STUDY OVERVIEW

The Secretary asked the NPC to identify how the NGSC addresses three goals:

- **Goal: A 50 to 52% reduction in U.S. GHG emissions from 2005 by 2030.** This study estimates the U.S. NGSC will reduce its GHG emissions by an additional 131 million metric tons (MMT) of GHGs, designated as the carbon dioxide equivalent, or CO₂e (~2% of 2005 baseline). This estimate is applicable for all defined pathways. In total, the NGSC will deliver at least 10% of the baseline or 20% of the U.S. GHG emissions reduction goal. This estimate excludes any future benefit of offsetting coal-fired power emissions.
- **Goal: Net zero emissions economy-wide by 2050.** The NGSC will contribute to this economy-wide goal, but additional policy, regulations, industry, and technology efforts, including examples in the TIP Pathway, are needed to reach net zero by 2050.
- **Goal: Per the Global Methane Pledge, reduce global methane emissions by 30% from 2020 to 2030.** This study estimates that methane emissions from the NGSC will decrease by 63% by 2030, assuming existing policies, regulations, and announced voluntary efforts are implemented effectively, providing two-thirds of the reduction needed for the U.S. to achieve a 30% reduction by 2030. This estimate is applicable for all defined pathways.

In addition to addressing those three goals, the study identified the following key findings, which can be summarized into six findings headlines.

6 “Dynamic Delivery: America’s Evolving Oil and Natural Gas Transportation Infrastructure.” 2019. National Petroleum Council. <https://dynamicdelivery.npc.org/>.

7 U.S. Energy Information Administration–(EIA). “U.S. Power Sector CO₂ Emissions Drop as Generation Mix Shifts from Coal to Natural Gas.” June 9, 2021. *Today in Energy*. <https://www.eia.gov/todayinenergy/detail.php?id=48296>.

8 de Gouw, J.A., Parrish, D.D., Frost, G.J., and Trainer, M. 2014. “Reduced Emissions of CO₂, NO_x, and SO₂ from U.S. Power Plants Owing to Switch from Coal to Natural Gas with Combined Cycle Technology.” *Earth’s Future* 2 (2): 75–82. <https://doi.org/10.1002/2013ef000196>.

FINDINGS HEADLINES

1. Abundant, affordable natural gas is the largest source of primary energy production in the United States and will continue to play a crucial role in energy security and an important role in economic security beyond 2050 under all EIA scenarios.
2. Accurate, measurement-informed estimates of GHG emissions are critical to tracking and executing U.S. and global emissions reporting and reduction goals.
3. Both methane and carbon dioxide are GHG contributors along the natural gas supply chain. Mitigating methane emissions is a near-term priority, in tandem with accelerating policy and technology efforts regarding carbon dioxide.
4. Permitting reform is needed to enable construction and installation of GHG emissions mitigation projects.
5. GHG emissions reduction projects, activities, and policy should avoid or mitigate adverse impacts on communities, particularly the disadvantaged, while maximizing the effectiveness of community benefits that can flow from actions that reduce GHG emissions.
6. Remaining GHG emissions can be addressed with durable policy formation, including regulatory harmonization, acceleration of market mechanisms, and technology deployment and incentives for further technology research, development, demonstration, and deployment at speed and at scale.

The following section lists simplified versions of the Executive Summary-level findings into key findings groups. Following the key findings is a list of the key recommendations.

KEY FINDING: Abundant, affordable natural gas is the largest source of primary energy production in the United States and will continue to play a crucial role in energy security and an important role in economic security beyond 2050 under all U.S. Energy Information Administration (EIA) scenarios (noting that EIA does not currently provide a net zero by 2050 scenario, as it only recognizes existing policies and regulations).

- Abundant natural gas is the largest source of primary energy production in the United States. Driven by the shale revolution, production, reserves, and resources are at all-time highs.
- The United States has large legacy infrastructure for energy security, reliability, and affordability, connecting producing basins to industrial and consumer end users.
- The buildout of liquefied natural gas capacity supports global energy security.

- The North American Electric Reliability Corporation found that: Natural gas-fired generators are essential for meeting demand; they are dispatchable at any hour and provide a consistent rated output under a wide range of conditions. However, sufficient natural gas fuel supplies cannot be assured without better reliability measures and the effective coordination between the operators and planners of both electricity and natural gas infrastructures.⁹ Ensuring an adequate transmission system requires system planners to consider the broad range of future resource, demand, environmental, and security conditions.

KEY FINDING: Accurate measurement-informed estimates of GHG emissions are critical to achieving U.S. and global emissions reporting and reduction goals.

- Detection technology has progressed rapidly.
- Quantification of detected emissions involves several steps after detection: estimating emissions rates based on atmospheric

⁹ “2023 Long-Term Reliability Assessment.” North American Electric Reliability Corporation. December 2023. https://www.nerc.com/pa/RAPA/ra/Reliability%20Assessments%20DL/NERC_LTRA_2023.pdf.

concentration, estimating the emissions duration, and attribution of emissions sources. These steps can benefit from further research, development, demonstration, and deployment.

- Continued progress in detection and quantification methods should be quickly integrated into regulation and policy.

KEY FINDING: Both methane and carbon dioxide are GHG emissions contributors in natural gas and liquefied natural gas (LNG) supply chains. Mitigating methane emissions is a near-term priority, in tandem with accelerating policy and technology efforts regarding carbon dioxide.

- Switching from coal to natural gas for power generation has driven U.S. GHG emissions lower, but the natural gas supply chain still produces 33% of methane and 5% of carbon dioxide, totaling 8% of U.S. GHG emissions.
- Significant policy, legislative, and regulatory actions along with market incentives will greatly reduce oil and natural gas methane emissions in the near term.
- As methane emissions decrease over time, Energy Information Administration projections show carbon dioxide emissions growing in proportion to U.S. natural gas production, transmission distance, and LNG exports. Policies, regulations, and industry efforts will need to shift to emphasize carbon dioxide reductions.
- To achieve these reductions, companies along the natural gas supply chain need to undertake projects and actions that require permitting that will have societal considerations and impacts. And while operators do engage with stakeholders, communities want to see improvements and wider adoption of best practices.

KEY FINDING: Development and implementation of GHG emissions reduction projects, activities, and policies should avoid or

mitigate adverse impacts on communities, particularly the disadvantaged, while maximizing the effectiveness of community benefits that can flow from such actions.

- The NPC *Harnessing Hydrogen* and *Charting the Course* studies collaborated to provide joint findings and recommendations as well as Reference documents on the history of environmental justice and community engagement best practices.
- The NPC *Charting the Course* and *Harnessing Hydrogen* studies included, for the first time, dedicated, stand-alone Societal Considerations and Impacts task groups that evaluated and integrated community and social aspects into the study analysis, findings, and recommendations.
- Communities that may be impacted by GHG emissions reduction projects, activities, and policies may have concerns based on their unique and local historical experience with natural gas project development and operations. This experience may be informed by environmental justice concerns.
- Community concerns can be better understood and addressed through meaningful engagement. Industry should adopt the proposed community engagement best practices model when appropriate or adapt it as necessary for each situation.
- In general, GHG emissions reductions are sought to address climate change, but there may also be cobenefits of reducing some air pollutants. As new infrastructure is needed in the reduction efforts, any benefits should be shared more equitably with communities than was done historically.

KEY FINDING: Life cycle assessments (LCAs) are being used to quantify supply chain carbon intensities in the United States and globally.

- The NPC has developed a streamlined LCA model as a tool to help policymakers, industry, and others quantify and analyze the carbon intensity of natural gas quickly and

easily along a supply chain. The integration of empirical datasets is a critical next step in improving LCA model estimates.

- The NPC LCA model uses only 22 key metrics (compared to well over 100 for most models) to attribute emissions along a supply chain. Thus, it is not a substitute for a consequential LCA when needing to compare the net GHG emissions impacts from introduction of natural gas or liquefied natural gas, or policies related to energy use in the market.

KEY FINDING: Remaining GHG emissions will need to be addressed with durable policy formation, including regulatory harmonization, acceleration of market mechanisms, and technology deployment and incentives for further technology research, development, demonstration, and deployment at speed and at scale.

- Liquefied natural gas presents advantages for global energy security and emissions reductions, but without mitigation (like carbon capture and storage) it may drive incremental increases in U.S. carbon dioxide emissions in the supply chain.
- There is a need to engage all of industry in solving complex commercial, technical, and operational issues.

Given these summarized key findings and additional findings detailed in each chapter, the NPC team developed recommendations for industry, governments, and other groups. During the study, the NPC team learned that many of the NPC member companies, in all stages of the natural gas supply chain, are taking action to reduce the carbon intensity of U.S. natural gas. This informed the recommendation for operators and trade associations to provide a venue and resources for information sharing about operators' best practices, and for DOE to start a program similar to the Petroleum Technology Transfer Council with a focus on GHG emissions reduction. The recommendations for industry and government entities are summarized in six key recommendations. The following recommen-

dations shown are shortened for readability. Full text recommendations can be found later in the Executive Summary and in the chapters. Where the study recommends the DOE fund an effort, it is understood that Congress appropriates the funds and DOE directs them.

KEY RECOMMENDATION: PROMOTE U.S. ENERGY AND ECONOMIC SECURITY

- Federal government should leverage consequential analysis and, through climate and energy diplomatic efforts, work to recognize GHG emissions reduction investments for lower emissions U.S.-exported products, including liquefied natural gas.
- Industry and government should collaborate to design durable policy.
- The White House Methane Task Force should work with federal agencies to harmonize emissions reporting, control requirements, and technology approvals across the federal government.
- Government should adopt market-based mechanisms focused on economy-wide or broad sector approaches.
- The federal government should engage with the natural gas and electric industries and other stakeholders to address U.S. grid reliability and energy security as part of emissions reduction policy considerations.

KEY RECOMMENDATION: PROMOTE SOCIETAL CONSIDERATIONS AND IMPACTS AWARENESS

- Industry trade organizations should continue to develop specific community engagement training programs.
- DOE should undertake a comprehensive societal considerations and impacts (SCI) study on energy development.
- DOE and other agencies should commit investments to address social, environmental, and public health impacts of natural gas supply chain projects and activities.
- DOE should fund research on SCI best practices and community engagement.

- DOE should commission a workforce study focused on the mismatch of current skills versus those skills needed for natural gas supply chain GHG emissions reduction projects.
- Federal and state governments should assess which communities are positively and negatively impacted by natural gas supply chain emissions reduction projects and activities.

KEY RECOMMENDATION: INCORPORATE MORE MEASUREMENT INTO MULTIPLE AREAS OF EMISSIONS MANAGEMENT

- DOE and the Environmental Protection Agency (EPA) should lead a one-year, multistakeholder group to develop recommendations on incorporating company-specific, advanced technology measurements into GHGRP Subpart W.
- DOE and EPA should improve the processes for incorporating advanced technology into regulatory requirements.
- DOE should sponsor a multistakeholder expert advisory group to recommend how to integrate measurement data into life cycle assessments.
- Standards-setting bodies should develop mechanisms to differentiate lower GHG emissions intensity natural gas, providing recognized frameworks, standards, and metrics.

KEY RECOMMENDATION: ADVANCE DETECTION AND OTHER TECHNOLOGIES TO ADDRESS EMISSIONS REDUCTION

- DOE should undertake new research, development, demonstration, and deployment (RDD&D) focused on technologies to reduce the carbon intensity of energy use in the natural gas supply chain.
- Federal government should coordinate policies for low-carbon technology RDD&D.
- DOE should support emissions detection technology development by creating geographically diverse technology evaluation centers.

- DOE should fund improvement of site/scale data resources and support technological innovations that lead to low-emitting facilities integrated with emissions detection and quantification systems.
- DOE should sponsor multiscale measurement, public-private and global partnerships, and the development of dense networks of meteorological measurement stations and should work with providers and operators to develop consistent data formats.

KEY RECOMMENDATION: LEVERAGE LIFE CYCLE ASSESSMENTS THROUGHOUT THE NATURAL GAS SUPPLY CHAIN

- Industry and other parties should use life cycle assessment harmonization as presented in this study and in alignment with the National Academies of Sciences, Engineering, and Medicine’s six pillars along with published industry best practices.
- Industry should leverage life cycle assessments to conduct contribution analyses along the natural gas supply chain.
- DOE should sponsor research to develop measurement-informed geospatial life cycle assessment tools.
- DOE should support the democratization and use of the NPC-developed life cycle assessment model, Streamlined Life Cycle Assessment of Natural Gas – Greenhouse Gases, or “SLiNG-GHG,” as a streamlined and simplified life cycle assessment tool.

KEY RECOMMENDATION: EMPLOY ENABLERS TO SUSTAIN CHANGE

- Industry should dedicate additional resources to analyzing emissions reduction opportunities and to executing those projects.
- Industry trade organizations and state oil and gas associations should fund policy and regulatory education, training, and sharing of best practices.

- DOE should revitalize or start up an organization like the Petroleum Technology Transfer Council.
- Governments should review options for marginal wells, including deduction of GHG emissions reduction investments from state or federal tax or royalty obligations.
- Federal government should advance permitting reform by incentivizing state and local governments, setting a two-year statute of limitations for filing lawsuits, expanding permit agency capacity, and expanding energy corridors along with categorical exclusions on federal lands.

DISCUSSION OF THEMES

THEME 1: THE ROLE OF NATURAL GAS

Natural gas is the largest source of primary energy production in the United States and is expected to play a crucial role in energy security and an important role in economic security through 2050 under all EIA scenarios.

A. Energy Security

Natural gas underpins the U.S. economy as the largest source of U.S. primary energy production, according to the EIA (see Figure ES-4). In 2022, natural gas provided significant percentages of primary energy use in the Electric Power (33%), Industrial (41%), Residential (42%), and Commercial sectors (24%). In the last two decades, natural gas consumption has increased by more than 55% to reach 32.3 trillion cubic feet (Tcf) in 2022. Through jobs and the energy supplied, the natural gas and oil industry supported \$1.8 trillion of U.S. GDP, about \$5,500 per person, and 7.6% of the national total.¹⁰ The United States is now the world's leading exporter of LNG, and LNG is the third-largest U.S. export by value behind only petroleum products and crude oil, helping to bal-

10 "Impacts of the Oil and Natural Gas Industry on the U.S. Economy in 2021." PwC report prepared for American Petroleum Institute. April 2023. <https://www.api.org/-/media/files/policy/american-energy/pwc/2023/api-pwc-economic-impact-report-2023>.

ance the trade deficit. Internationally, U.S. LNG helped Europe weather a 54% drop in Russian gas deliveries during the winter of 2022.¹¹

Natural gas plays a critical energy reliability role in the U.S. Power sector, stabilizing the grid through dispatchable supply and balancing the growing, variable generation of electricity by wind and solar. Generator retirements, rising peak demand, extreme weather events, and regulatory-driven infrastructure and supply constraints are increasing grid reliability concerns. The North American Electric Reliability Corporation identified the need for more transmission and natural gas infrastructure to improve the resilience of the electric grid.¹²

The crucial role of U.S. natural gas in supporting energy security is extensively discussed in this study. By providing additional supply into world markets, without destination-linked constraints, U.S. LNG provides market depth and allows rerouting of cargoes to alleviate localized supply shortages. U.S. LNG supply has supported European energy security by providing an alternative to curtailed Russian supply while simultaneously providing supplies to Japan and other allies. China continues to purchase U.S. LNG, supporting U.S. balance of trade and providing a potentially constructive economic tie. Within North America, pipeline gas to Mexico is an important regional supply and is projected to supply Pacific Coast LNG plants under development in Mexico.

B. GHG Emissions

While the NGSC delivers many benefits, it also contributes one-third of total U.S. anthropogenic methane emissions and one-twentieth of U.S. carbon dioxide emissions, excluding end use.¹³

11 Maguire, Gavin. "Column: U.S. LNG Exports Both a Lifeline and a Drain for Europe in 2023." *Reuters*. December 21, 2022. <https://www.reuters.com/business/energy/us-lng-exports-both-lifeline-drain-europe-2023-maguire-2022-12-20/>.

12 Robb, James B. "The Reliability and Resiliency of Electric Service in the United States in Light of Recent Reliability Assessments and Alerts." Testimony Before the Committee on Energy and Natural Resources, United States Senate. June 1, 2023. <https://www.energy.senate.gov/services/files/D47C2B83-A0A7-4E0B-ABF2-9574D9990C11>.

13 U.S. EPA. "Inventory of U.S. Greenhouse Gas Emissions and Sinks: 1990-2021." <https://www.epa.gov/system/files/documents/2023-04/US-GHG-Inventory-2023-Main-Text.pdf>.

This study focuses on the two most prevalent greenhouse gases: methane (CH₄) and carbon dioxide (CO₂). Methane is the primary molecule in natural gas. Compared to carbon dioxide, methane traps approximately 28 times more heat based on the GWP100 used in U.S. national and international reporting.¹⁴ GWP is used to compare different GHGs and is done on multiple time horizons. On a 20-year GWP (GWP20) basis, methane’s heat trapping effect is approximately 84 times more than carbon dioxide.¹⁵ GWP places all GHGs on a carbon dioxide equivalent or CO₂e basis.

Figure ES-1 shows GHG emissions from the U.S. NGSC on the GWP100 basis. On this time

14 U.S. EPA. “Fact Sheet: Areas Where Differences Between State Greenhouse Gas (GHG) Inventories and the EPA’s *Inventory of U.S. Greenhouse Gas Emissions and Sinks by State: 1990-2021* Estimates May Occur.” August 2023. <https://www.epa.gov/system/files/documents/2022-03/fact-sheet-differences-epa-and-official-state-ghgi.pdf>.

15 U.S. EPA. Global Warming Potential Versions, SIMAP. <https://www.epa.gov/system/files/documents/2022-03/fact-sheet-differences-epa-and-official-state-ghgi.pdf>.

horizon, NGSC GHG emissions are almost equally divided between methane and carbon dioxide.

Figure ES-2 shows that methane emissions account for almost three-quarters of emissions based on GWP20. Thus, selecting a shorter time horizon for GWP more heavily weights methane emissions. Federal, state, and Tribal policies, regulations, and voluntary industry efforts are generally aligned in their focus on mitigating methane emissions. Throughout the study, key results will be shown primarily in GWP100 but also in GWP20 when the latter provides useful information regarding the emphasis on methane reductions.

GWP is a useful summarizing tool to combine methane and carbon dioxide (and other GHGs) into a unitary number, expressed as CO₂e; however, it does not provide granularity as to the specific combination of GHGs that makes up the CO₂e. Consequently, the study focuses on reducing methane emissions in the near term and effectively addressing carbon dioxide regardless of the GWP metric used.



Source: EPA, GHGI 2023.

Figure ES-1. 2021 U.S. Natural Gas Supply Chain GHG Emissions, GWP100



Source: EPA, GHGI 2023.

Figure ES-2. 2021 U.S. Natural Gas Supply Chain GHG Emissions, GWP20

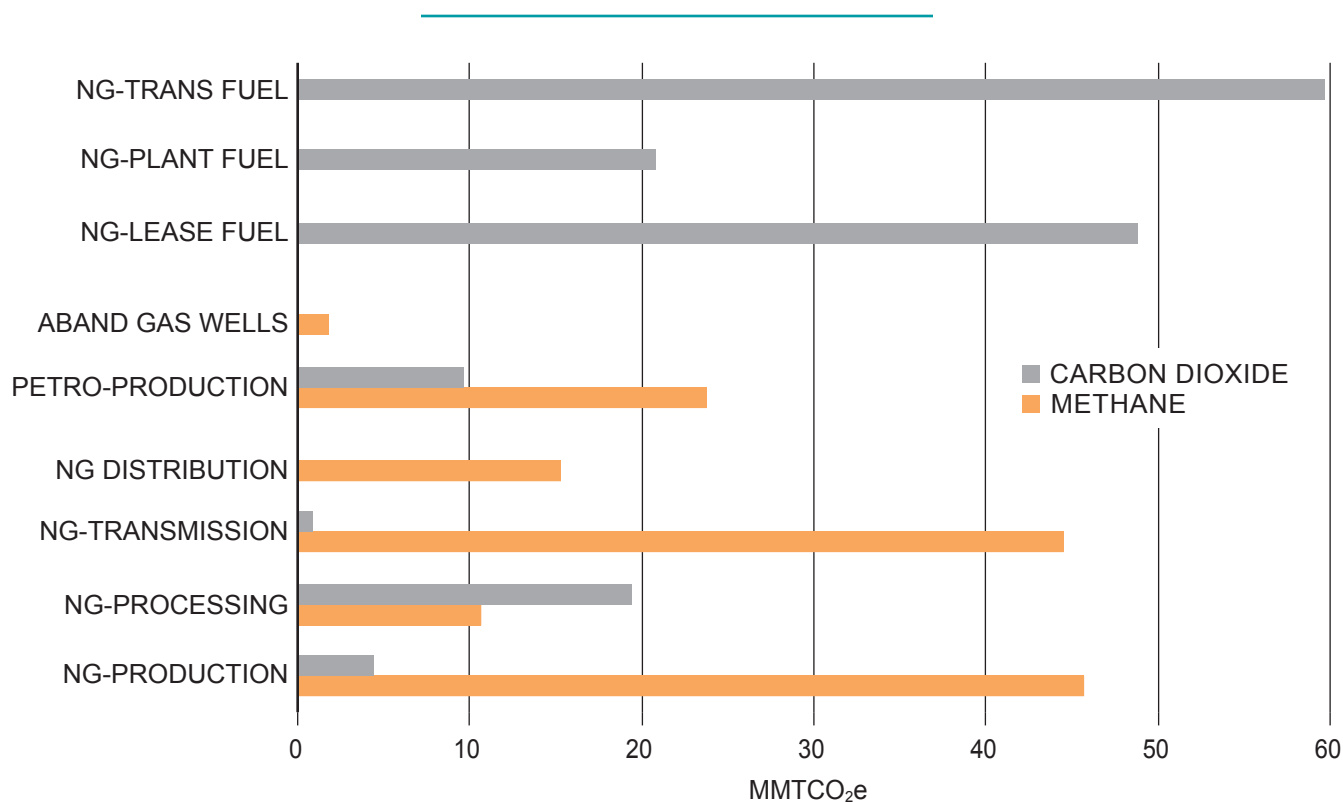
The U.S. EPA Greenhouse Gas Inventory (GHGI) categorizes and tracks GHG emissions at the national level. Consistent with categorizations for reporting issued by the Intergovernmental Panel on Climate Change, the EPA tracks emissions from the NGSC across multiple categories in the GHGI. This includes combustion emissions associated with fuel use for leases, plants, pipelines, and distribution and noncombustion emissions in natural gas systems, petroleum systems, and abandoned wells. Figure ES-3 shows the categories of emissions by supply chain segment and its relative contributions of methane and carbon dioxide. The emissions shown in Figures ES-1 and ES-2 are done on an allocated basis. Allocation is done on an energy equivalent basis for the main coproducts associated with natural gas: crude oil and natural gas liquids (NGL). Note that natural gas exploration and petroleum exploration were included in the study total but are excluded from the following graph, as they total less than 1 MMT CO₂e, or 0.3%.

Carbon dioxide is generated when fossil fuels like natural gas are combusted. The amount of

carbon dioxide generated can be calculated reliably based on the amount of fuel burned and the combination of hydrocarbons in the fuel. Carbon dioxide is emitted along the NGSC from flares, gas-fired compressors, and other sources. Methane is emitted from sources that can include natural gas-powered pneumatic controllers, incomplete flare combustion, fugitive emissions, and other continuous or intermittent sources. Due to their dispersed nature along the supply chain, methane emissions are more difficult to detect and quantify than carbon dioxide.

C. The Rise of Natural Gas

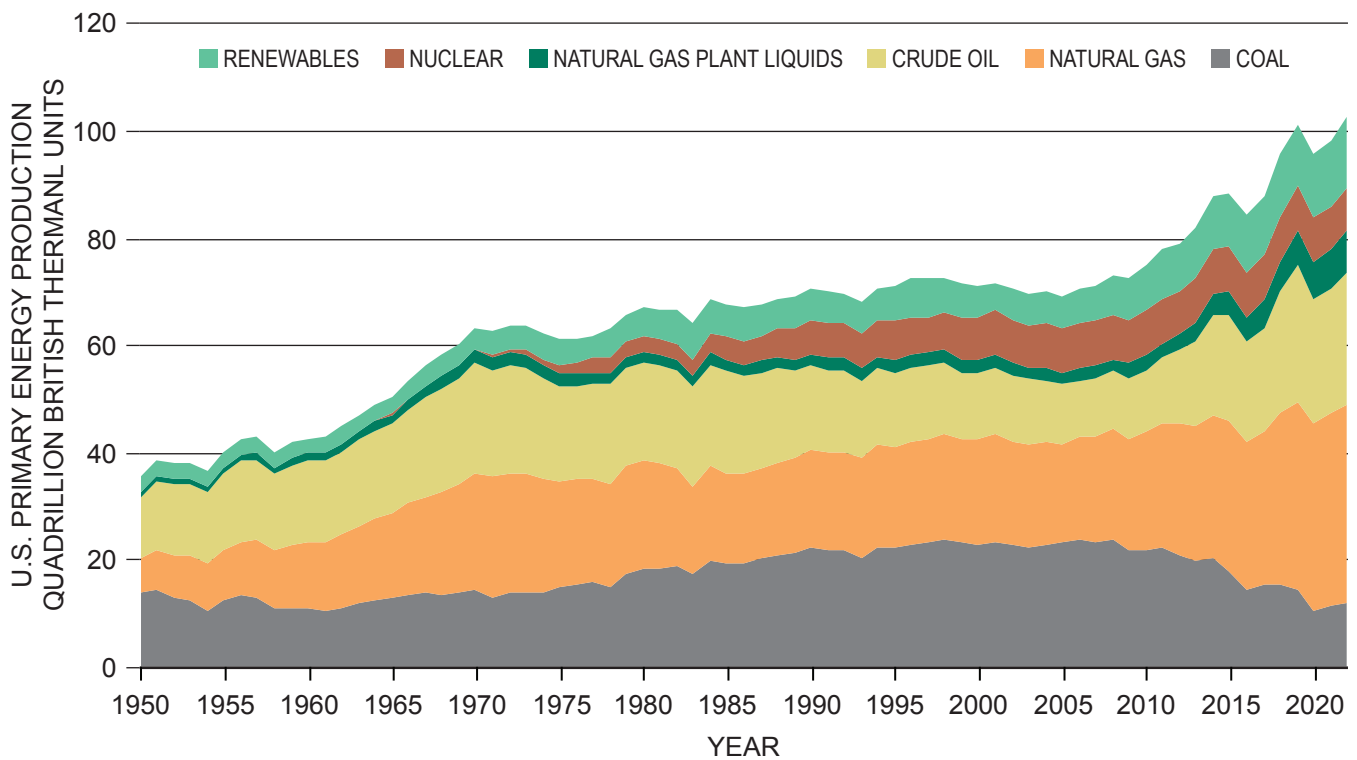
During the 1970s and 1980s, coal, oil, and natural gas competed for the top spot in domestic energy production. Since 2010, natural gas has been the leader. Natural gas plant liquids, which include ethane, propane, and butane, are also significant primary energy contributors. U.S. natural gas is also exported as LNG or via pipeline to Mexico and Canada. The United States is a net natural gas importer from Canada, but a



Note: NG-Trans is short for Natural Gas Transmission and represents Pipeline, Distribution, and LNG fuel use, per EIA.

Source: EIA, 2024, https://www.eia.gov/dnav/ng/TblDefs/ng_cons_sum_tbldef2.asp.

Figure ES-3. 2021 GHG Natural Gas Supply Chain Emissions Categories, GWPI00



Source: EIA, “Monthly Energy Review,” April 2023, preliminary data for 2022.

Figure ES-4. U.S. Primary Energy Production by Major Sources, 1950–2022

net exporter overall. Figure ES-4 shows the U.S. energy production mix history.

FINDING: Natural gas overtook coal as the largest source of U.S. primary energy production after 2010.

U.S. natural gas production nearly doubled from 2005 to 2021, driven by technological advancements such as combining horizontal well drilling with hydraulic fracturing for increased shale gas recovery. Shale gas accounted for more than 75% of all U.S. natural gas production in 2022. This new production arose from both non-associated¹⁶ shale gas basins—like the Marcellus/Utica in Pennsylvania, West Virginia, and Ohio; the Haynesville in Louisiana; and the Barnett in Texas—and from associated gas from basins like

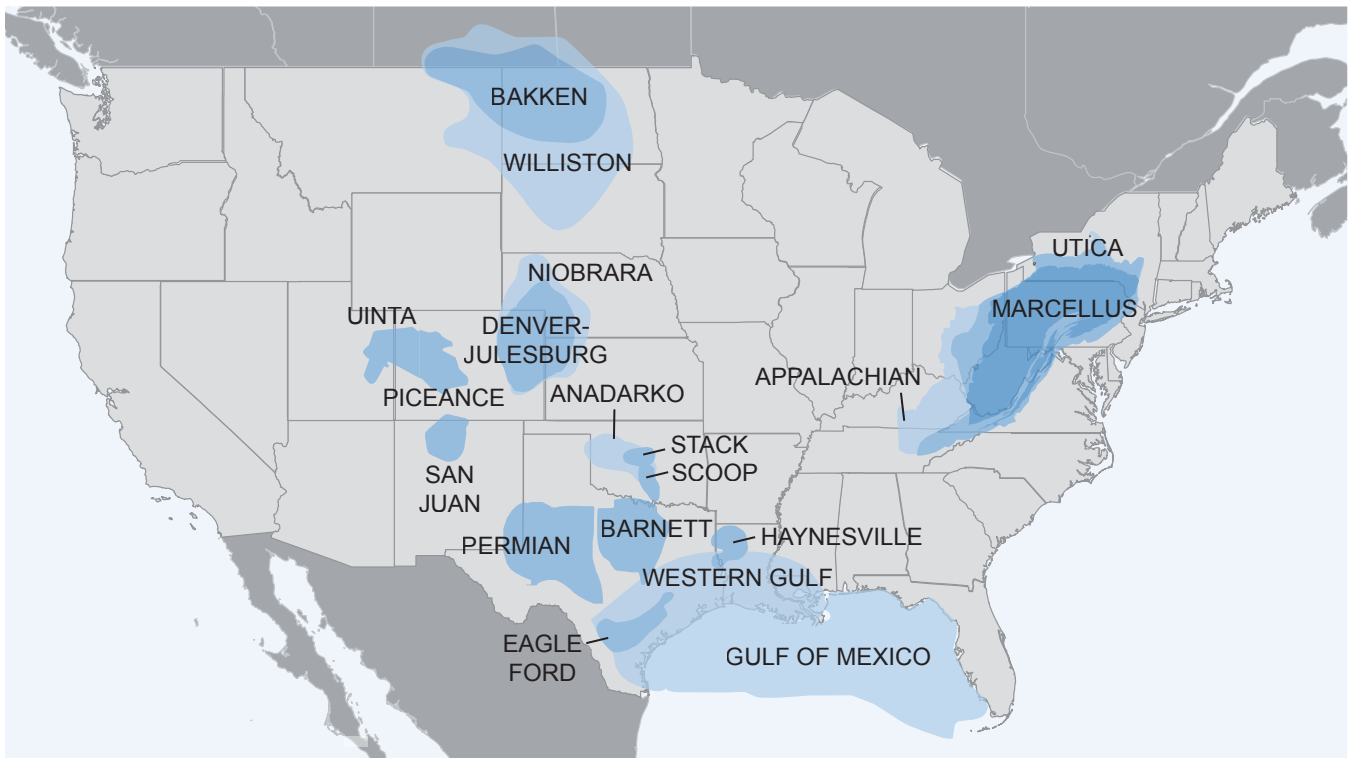
¹⁶ EPA definition: Associated gas means the natural gas from wells operated primarily for oil production that is released from the liquid hydrocarbon during the initial stage of separation after the wellhead. Nonassociated means natural gas from wells operated primarily for their gas production and the hydrocarbons are in gas form in the reservoir.

the Permian in Texas and New Mexico, the Eagle Ford in Texas, the SCOOP (South Central Oklahoma Oil Province) and STACK (Sooner Trend Anadarko Canadian Kingfisher), the Denver-Julesberg in Colorado, and the Bakken in North Dakota. Roughly 40% of U.S. natural gas production is associated gas. Figure ES-5 shows the predominant gas-producing basins in the U.S.

Figure ES-6 shows the history of U.S. production and reserves¹⁷ over 80 years. Dry gas production of 95 Bcf/d and reserves of 589 Tcf in 2021 both were at all-time highs. The Colorado School of Mines Potential Gas Committee estimates the remaining resource at 3,978 Tcf in 2022, also an all-time high.¹⁸

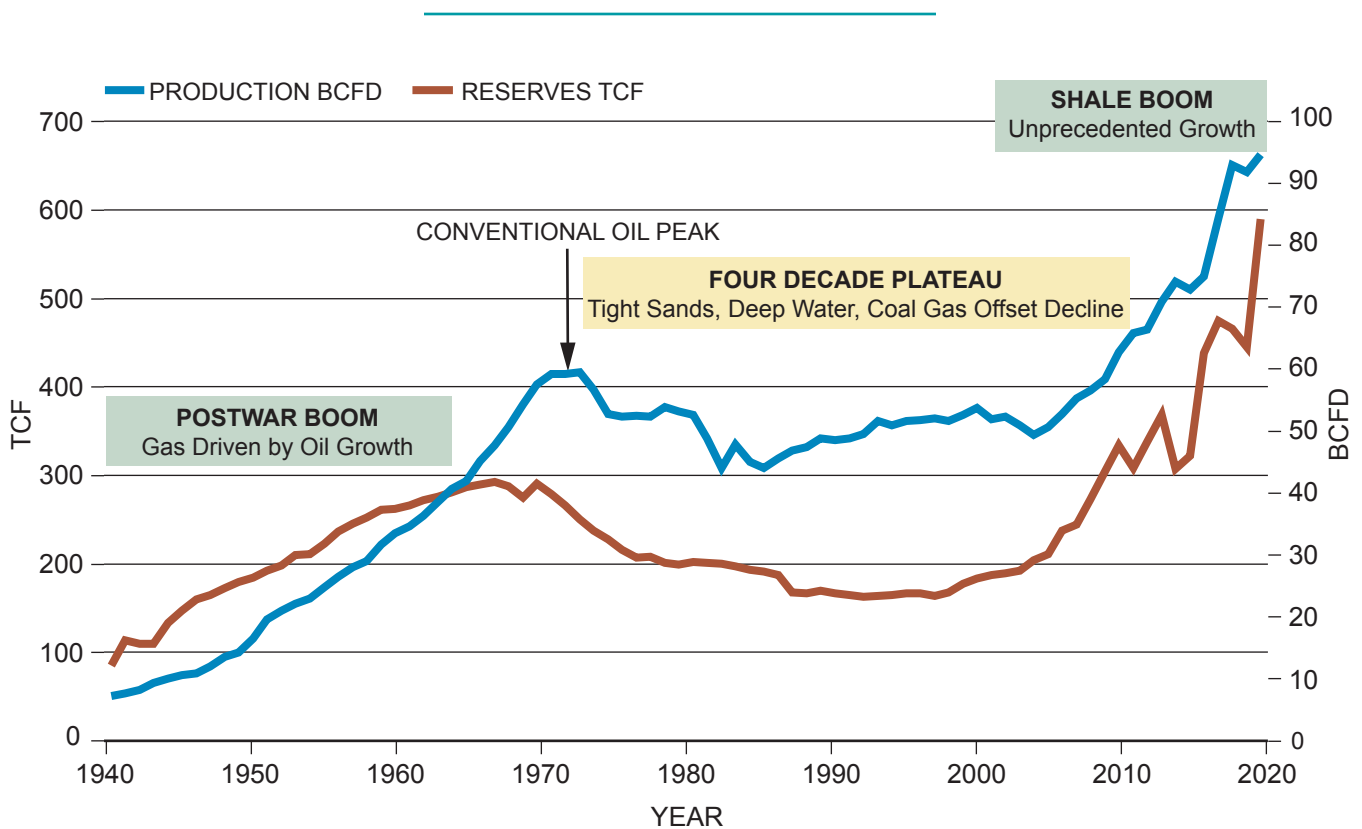
¹⁷ DeGolyer and MacNaughton. p. 4 of Appraisal Report “On Certain Interests Owned by Mesa Offshore Trust, Prepared for The Bank of New York Trust Company, N.A.” December 31, 2008. [sec.gov/Archives/edgar/data/711303/000104746909003560/a2192021zex-99_a.htm](https://www.sec.gov/Archives/edgar/data/711303/000104746909003560/a2192021zex-99_a.htm).

¹⁸ Colorado School of Mines. “Potential Gas Committee Reports Future Natural Gas Supplies in U.S. At Highest Reported Level on Record.” *Mines Newsroom*. September 21, 2023. <https://www.minesnewsroom.com/news/potential-gas-committee-reports-future-natural-gas-supplies-us-highest-reported-level-record>.



Source: RBN Energy LLC.

Figure ES-5. Basins that Account for the Majority of U.S. Natural Gas Production



Source: EIA, 2022.

Figure ES-6. U.S. Natural Gas Production and Reserves History

FINDING: U.S. natural gas production, reserves, and resources are at all-time highs.

D. Projected Natural Gas Supply & Demand to 2050

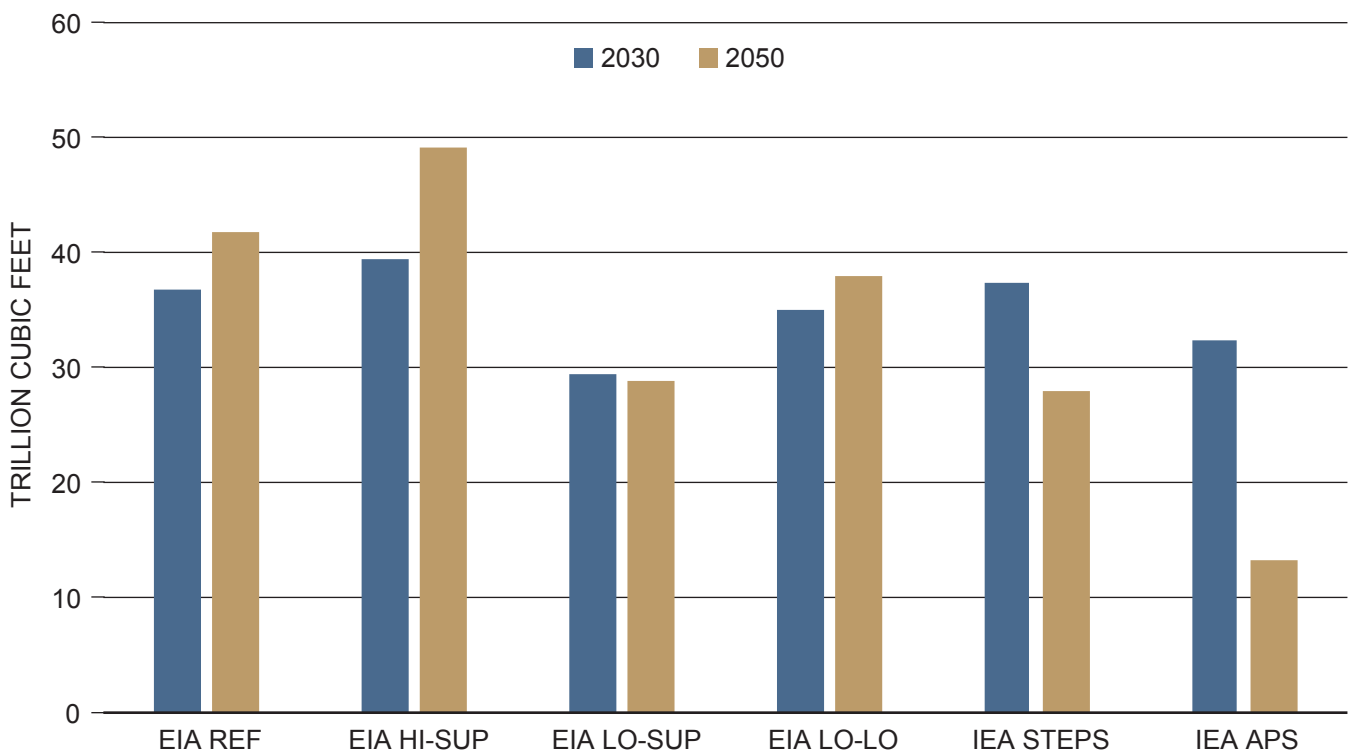
Natural gas is the largest primary energy source for electricity generation and plays a crucial role in many sectors of the U.S. economy, including Residential, Commercial, and Industrial (both heat and feedstock). The U.S. EIA modeled four scenarios for natural gas’s supply through 2050. In all four scenarios, U.S. natural gas is forecast to be a significant source of primary energy. The IEA also ran scenarios that forecast U.S.-specific dry gas supply. Figure ES-7 shows the four EIA scenarios, ranging from the highest to the lowest production forecasts from the 2023 Annual Energy Outlook along with two IEA scenarios. The EIA Reference (REF) and High Oil and Gas Supply scenario (HI-SUP) show an increase in natural gas production through 2050. The lowest EIA pro-

duction scenario is the Low Oil and Gas Supply scenario (LO-SUP). The EIA Low Macro and Low Zero-Carbon Technology scenario (LO-LO) is a low economic growth case in which zero-carbon technologies like renewables further decrease in cost. In this scenario, natural gas production stays relatively stable near its all-time high. The IEA Stated Policies scenario (STEPS) and Announced Policies scenario (APS) show declines in 2050 U.S. natural gas supply.

FINDING: U.S. natural gas scenarios exhibit a wide range of 2050 outcomes.

In addition to STEPS and APS, the IEA has a global net zero scenario (net zero emissions, or NZE) in which global gas demand is assumed to decline by 78% from 2022 to 2050.¹⁹ IEA does not project U.S. supply or demand within that

¹⁹ “Net Zero Roadmap: A Global Pathway to Keep the 1.5 °C Goal in Reach—Analysis.” IEA. September 2023. <https://www.iea.org/reports/net-zero-roadmap-a-global-pathway-to-keep-the-15-0c-goal-in-reach>.



Sources: EIA, “Annual Energy Outlook 2023”; IEA, “World Energy Outlook 2023.”

Figure ES-7. U.S. Natural Gas Production Scenarios

scenario. The IEA NZE scenario is representative of several other scenarios that seek to limit warming to a threshold. While they are useful at a global level, they do not address supply or demand from a specific country like the United States. In these scenarios, the natural gas that meets the remaining demand will be the low GHG emissions natural gas. Whether demand is high or low, this study provides recommendations on actions to provide lower GHG emissions natural gas to the domestic and global market.

E. A Diverse Natural Gas Supply Chain

As described in the NPC’s 2019 report *Dynamic Delivery*,²⁰ the United States has a large, legacy infrastructure endowment with multiple producing basins, more than 300,000 miles of interstate and intrastate transmission pipelines, 2.3 million miles of distribution pipelines, and 388 underground storage sites. The production landscape is complex. The top 10 companies produce just over 30% of U.S. natural gas. It takes the top 100 producers to produce 80% of natural gas, and thousands of smaller producers deliver the balance, demonstrating the depth and diversity of market participants across the supply chain (Figure ES-8).

FINDING: The U.S. NGSC is large and complex and achieving U.S. GHG emissions reduction goals requires engagement by many types and sizes of companies.

More than 1,600 active gas producers exist in Texas alone.²¹ The large number of producers, combined with different sets of companies responsible for gathering, processing, transporting, and storing natural gas, makes the overall system resilient. But it also provides a challenge. All operators of all segments need to be engaged to reduce GHG emissions effectively and rapidly.

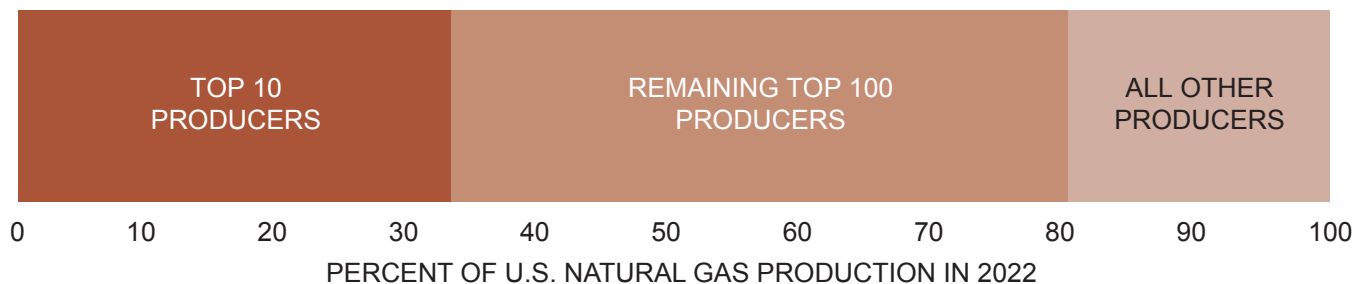
F. Less Capitalized Operators

The study conducted four “Less Capitalized Operator” (LCO) workshops in Houston, Midland, Denver, and Pittsburgh. LCO was loosely defined. The invitations were directed to companies with generally less than \$2B market capitalization value and with production ranging from less than 1,000 barrels of oil equivalent per day (Boe/d) to more than 50,000 Boe/d. More than 70 companies attended the workshops. Some companies had one employee, while others employed a few hundred. These smaller operators shared operational practices and feedback. Workshop findings include:

FINDING: Some leak detection and repair programs can be executed at low cost to materially reduce methane emissions. Less capitalized operators shared successful cases of implementing audio, visual, olfactory, and practical advanced technology applications.

20 National Petroleum Council. “Dynamic Delivery: America’s Evolving Oil and Natural Gas Transportation Infrastructure.” 2019. <https://dynamicdelivery.npc.org/downloads.php>.

21 “Texas Oil and Gas Producers by Rank: Calendar Year 2021.” Railroad Commission of Texas. <https://www.rrc.texas.gov/oil-and-gas/research-and-statistics/operator-information/texas-oil-and-gas-producers-by-rank-2021/>.



Source: Rystad, 2023.

Figure ES-8. Operated Gross Natural Gas Production in 2022

FINDING: Many less capitalized operators are concerned about emissions and strive to comply with emerging federal regulations but do not have the organizational structure and expertise to interpret complex, sometimes conflicting requirements.

FINDING: In addition, less capitalized operators may not have the staff to address GHG emissions reduction opportunities through emissions measurement tools, facility modifications, operating procedure changes, or evaluation and implementation of new technology.

FINDING: Several participants highlighted the potential for upstream producers and midstream companies, along with regulators, to investigate ways to jointly address GHG emissions by looking more holistically at the entire natural gas supply chain.

RECOMMENDATION: INDUSTRY FUNDS EDUCATION AND TRAINING

The NPC recommends the development of education and best practice sharing programs and materials by local oil and gas associations and state regulators to increase smaller and marginal operator access and understanding of technical, information technology, and operational best practices to detect and reduce GHG emissions.

The NPC recommends revitalizing or starting up an organization in the model of the Petroleum Technology Transfer Council to transfer GHG emissions reduction technology and best practices to smaller and marginal well operators.

LCOs often deal with marginally economic wells. Marginal wells have production rates below 15 Boe/d or 90 Mcf/d of natural gas per day for combined oil and gas production. While nearly all companies have marginal wells, those companies whose well inventory is primarily made up of marginal wells are more challenged to make new

capital or expense investments. LCOs expressed concerns that proposed methane regulations have no minimum production rate threshold for applicability, and thus it may be challenging to implement on marginal wells.

RECOMMENDATION: GOVERNMENTS PROVIDE EMISSIONS REDUCTION INCENTIVES

The NPC recommends state and federal governments review options for marginal wells, including deduction of GHG emissions reduction investments from state or federal taxes or royalty obligations.

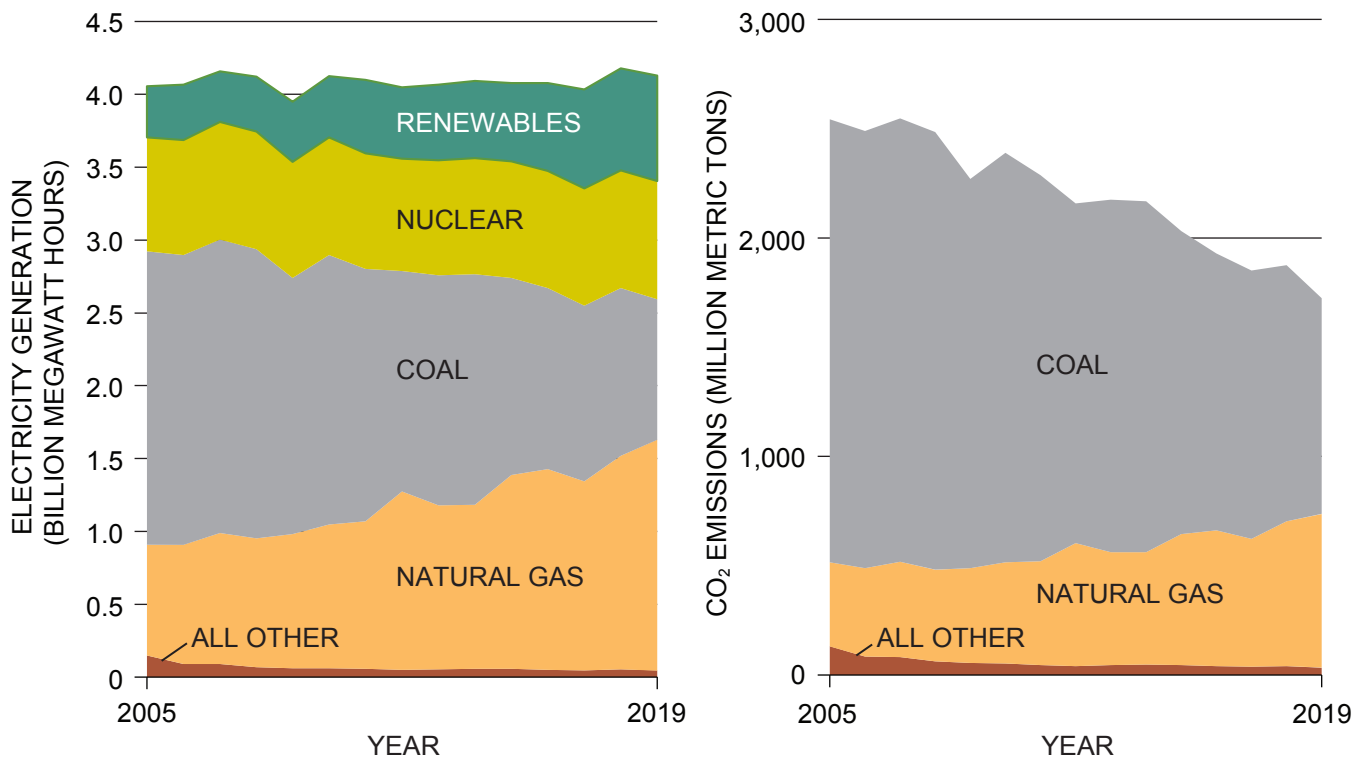
THEME 2: GHG EMISSIONS SOLUTION AND CHALLENGE

Natural gas can be part of the solution by displacing coal, but its supply chain emissions present a challenge by generating 33% of U.S. methane and 5% of carbon dioxide emissions.

From 2005 to 2019, coal-fired power generation was reduced by more than 1,000 terawatt hours. Natural gas displaced most of this generation, with renewables accounting for the rest. According to the EIA, “Of the 819 million metric ton decline in CO₂ emissions from 2005 to 2019, approximately 248 million metric tons (30%) of that is attributable to the increase in renewable generation. In comparison, almost 532 million metric tons (65%) of the decline in CO₂ emissions from 2005 to 2019 is attributable to the shift from coal-fired to natural gas-fired electricity generation.” (Figure ES-9)

FINDING: Natural gas displacing coal reduced U.S. emissions by 532 million metric tons of carbon dioxide, or 65% of the U.S.’s total carbon dioxide reduction from 2005 to 2019.

Three changes happened simultaneously: Natural gas displacing coal lowered total U.S. GHG emissions; the carbon intensity of the NGSC decreased, according to U.S. GHGI; and absolute emissions in the NGSC crept up. Since 2005, new sources of shale gas were discovered and



Source: EIA, "Today in Energy," June 9, 2021.

Figure ES-9. U.S. Net Electricity Generation from Selected Resources

brought online, enabled by existing infrastructure (as detailed in the *Dynamic Delivery NPC* study). These new sources, along with reduced venting and flaring, drove carbon intensity down over the same period as natural gas production rose (Figure ES-10).

Total NGSC emissions increased from 2005 to 2020, while methane and overall emissions intensity decreased. The factors causing this were:

- Production increased from 45 Bcf/d to 96 Bcf/d, a 113% increase, from 2005 to 2021.
- Despite the production increase, absolute methane emissions were reduced by 7%, as operators improved performance across the supply chain.
- Carbon dioxide emissions increased by 73% due to larger energy requirements to produce, process, and transport the larger natural gas volumes.
- Overall, carbon intensity decreased by more than 33% despite the rise in carbon dioxide emissions.

The GHGI includes four categories that contribute to NGSC GHG emissions that are examined within the scope of this study:

1. **Natural gas systems:** Emissions associated with the NGSC, excluding behind-the-meter and end-use emissions due to study scope.
2. **Petroleum systems:** Emissions associated with the crude oil and petroleum products supply chain, excluding end use. This study includes emissions from oil production but not transport or refining, which are outside the scope of the natural gas supply chain.
3. **Abandoned oil and gas wells:** Emissions associated with plugged and unplugged wells at the end of their economic life, included in this study.
4. **Natural gas supply chain fuel use:** Emissions associated with use of natural gas for energy along the supply chain. This study examines a subset of emissions related to lease fuel associated with the production and gathering of oil and gas, plant fuel used in natural

gas processing, and pipeline and distribution fuel use that account for energy use in transmission, distribution, and liquefaction plants.

These four categories represent 8% of national net GHG emissions, 33% of methane emissions (Figure ES-11), and 5% of carbon dioxide emissions (Figure ES-12). “Natural gas systems” includes production of NGLs, and “petroleum systems” includes production of crude oil, yet all emissions are included in this total. The study recommends how to allocate emissions to these coproducts for life cycle assessments in Chapter 4. Study recommendations are applicable to oil and gas production, processing, and transmission (the full supply chain) and will help reduce emissions from all categories represented here. Additionally, the study discusses actions to find, measure emissions from, and permanently plug existing orphan wells as well as preventing more orphan wells.

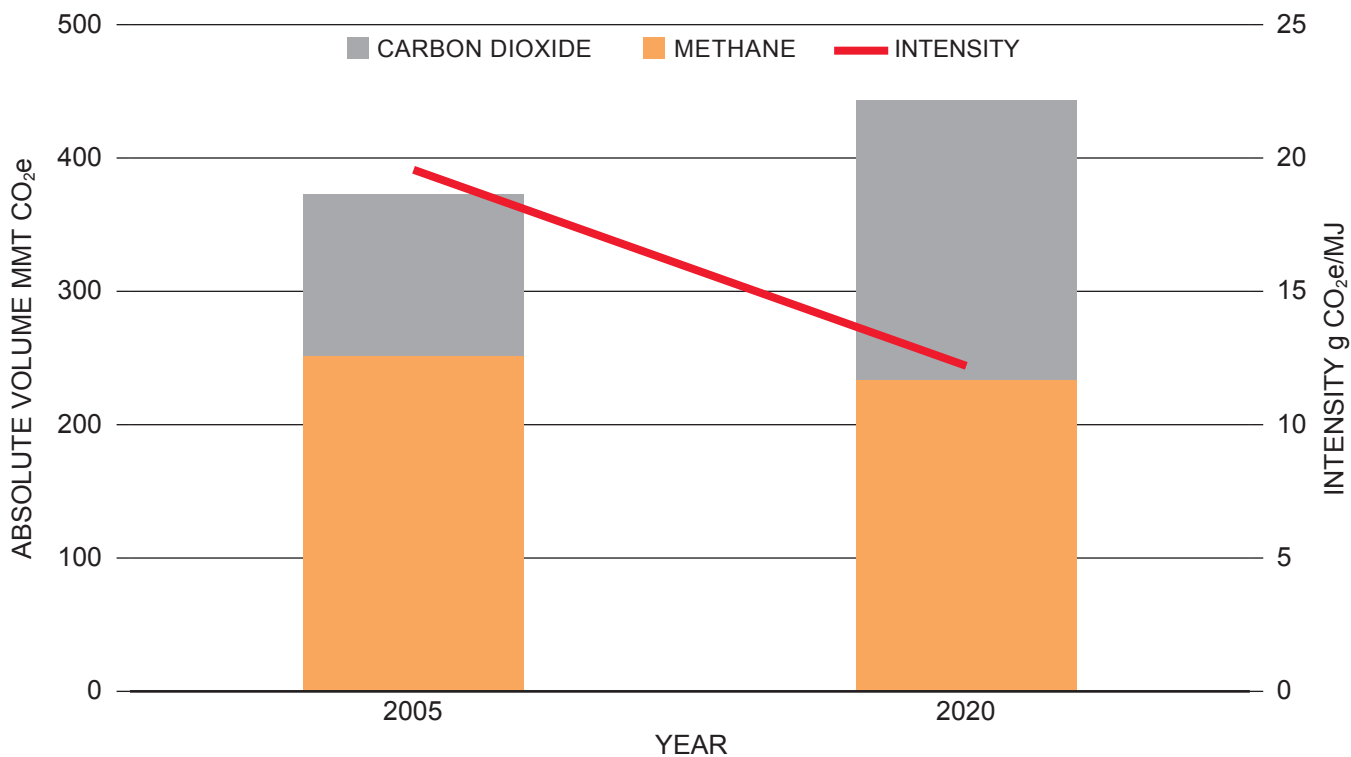
FINDING: The natural gas supply chain, inclusive of crude oil and natural gas

liquids (NGLs), accounts for 8% of overall national net GHG emissions, 33% of methane emissions, and 5% of carbon dioxide emissions.

MMRV emissions takes money and resources. The LCOs voiced significant concern over the impact of increasing MMRV costs. There were smaller companies among the LCOs that believe the effort was beneficial to both the environment and to their companies’ bottom line.

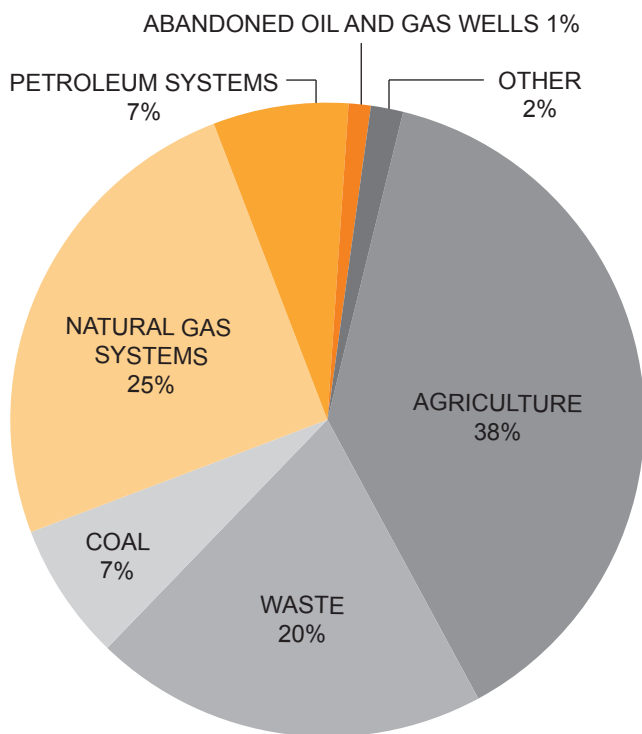
**RECOMMENDATION:
INDUSTRY DEDICATES ADDITIONAL
RESOURCES**

The NPC recommends that companies throughout the natural gas supply chain dedicate additional resources to further analyze GHG emissions reduction opportunities and execute projects that they consider to be cost effective.



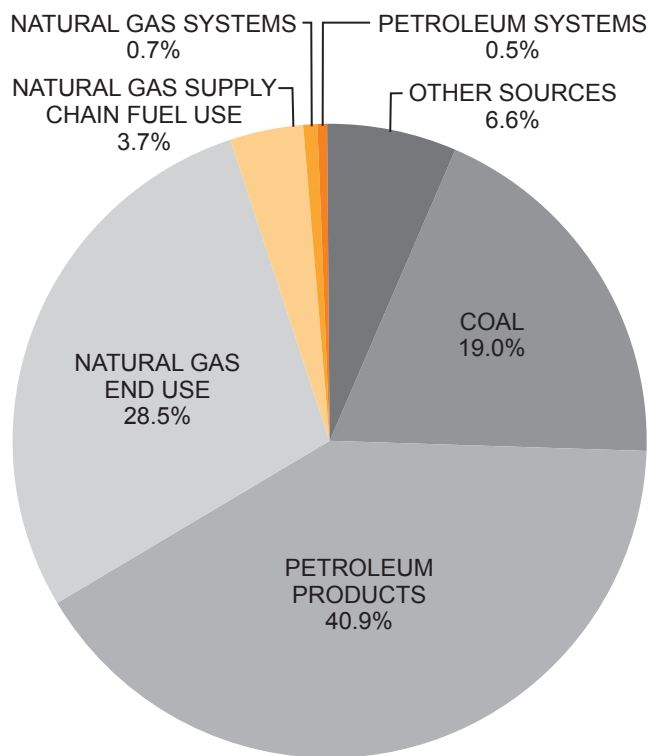
Source: EPA, GHGI 2023.

Figure ES-10. Methane Emissions, Carbon Intensity, and Total Emissions from 2005 to 2020, GWPI00



Source: EPA GHGI, 2023.

Figure ES-II. U.S. Total Methane Emissions by Sector in 2021 from GHGI



Source: EPA GHGI, 2023.

Figure ES-12. U.S. Total Carbon Dioxide Emissions by Sector in 2021 from GHGI

THEME 3: ADDRESSING THE SECRETARY'S THREE GOALS

Natural gas supply chain emissions reductions contribute to achieving U.S. climate goals such as reducing total emissions, meeting the net zero emissions by 2050 goals, and fulfilling the Global Methane Pledge.

Goal 1: A 50 to 52% Reduction in GHG Emissions from 2005 Levels by 2030

Efforts to reduce GHG emissions in the NGSC are currently focused on methane reduction. These efforts include policy and regulations by all levels of government, voluntary commitments by companies either individually or as part of organizations, and technology advancements from academia and innovators. Going forward, GHG emissions reduction efforts should also address carbon dioxide. This study defines three future pathways for total GHG emissions reductions for the NGSC.

- **Existing Policies (EP):**
 - Includes reductions from federal methane and flaring regulations
 - Assumes supply chain stages average intensity performance reaches Methane Emissions Reduction Program benchmarks (0.2% of gas in the production stage)
 - Uses EIA projections for NGSC fuel use, which assumes no additional technology or innovation breakthrough, efficiency improvements, or market mechanisms
- **Continued Reductions (CR):**
 - Same as EP to 2030
 - Additional GHG emissions intensity reductions to 2050 that trend with current rates of improvement and levels of policy enablement
 - Technology gains for engine efficiency, compressor slip reductions, and deployment of CCS, e.g., 50% CCS for acid gas²² plants

²² Acid gas is natural gas that contains H₂S or CO₂. See: <https://glossary.slb.com/en/terms/a/acid>.

- Does not assume additional market mechanisms
- *Technology, Innovation, and Policy (TIP):*
 - Same as EP to 2030
 - Includes all initiatives in CR
 - Policy and voluntary efforts shift to CO₂ as CH₄ is reduced
 - Technology-enabled advancements in key areas, e.g., increased electrification, CCS for all acid gas and LNG plants, further deployment of technologies to reduce compressor slip
 - Market mechanisms support wider CCS deployment and electrification

The United States has launched several policy and regulatory initiatives to address methane in oil and gas operations. The Inflation Reduction Act (IRA) provides funds for emissions reduction efforts and institutes a methane waste emissions charge of \$1,500/metric ton by 2026 for methane emissions above certain emissions intensity thresholds. Additionally, the EPA regulations—through the current OOOO/OOOOa and new OOOOb/c ones—address how facilities should be designed or retrofitted. The OOOOb/c regulations will likely reduce the major sources of known methane emissions. Further reductions will require ongoing efforts to identify and eliminate anomalous operating conditions.

The Pipeline and Hazardous Materials Safety Administration (PHMSA) is also introducing regulations on leak detection, blowdown rules, and volume tracking for pipelines under its jurisdiction. The Infrastructure Investment and Jobs Act (IIJA) includes up to \$4.7 billion in potential funding for states, Tribes, and federal land-management agencies to plug orphan wells. Under the EP Pathway, the study estimates emissions assuming the existing policy and regulatory initiatives such as the IRA, OOOO/a/b/c, and IIJA are implemented as proposed at the time of publishing this report. Implementing these regulations will require facility and technology deployment investments along the supply chain.

In addition to these governmental efforts, larger and smaller companies have joined voluntary organizations and/or launched their own efforts

to address methane emissions. OGMP 2.0, ONE Future, The Environmental Partnership, and Veritas are examples of these voluntary efforts. Many emissions reduction practices included in federal regulations were first adopted in voluntary programs by operators and included in prior state regulatory environments.

The combined effects of policy, regulation, technology, and operational efforts on reducing methane emissions are shown in Figure ES-13.

This suite of proposed and new federal methane regulations will make an important contribution to U.S. methane and global GHG emissions reduction efforts, including regulations at different stages of development with EPA, the Bureau of Land Management, and PHMSA. At the same time, these regulations have been developed in a relatively short time frame with several agencies across the federal government. The NPC has noted several key examples for differing source control requirements and rules for advanced methane detection and measurement technologies across these rules that could be better harmonized to focus on emissions reduction and minimize duplicative or conflicting compliance requirements. Further, the durability and effectiveness of regulations is enhanced by ensuring they are reasonable and cost-effective.

A key remaining challenge for methane voluntary and regulatory frameworks is the development of measurement-informed inventories that better reflect actual methane emissions in the field by incorporating more facility-specific observations into emissions inventories. Key to this interface is the role of advanced methane detection and measurement technologies that have emerged in the last five years that offer a pathway for scaled deployment across diverse types of operations.

Regulatory frameworks for leak detection and emissions measurement should evolve with technology and offer a pathway for innovative approaches to emissions management. Such information will be valuable for improving the accuracy of national inventories and as input into the next generation of life cycle models to better understand performance, though protocols will need to be developed to account for quantification uncertainty, which is discussed in Chapter 3.

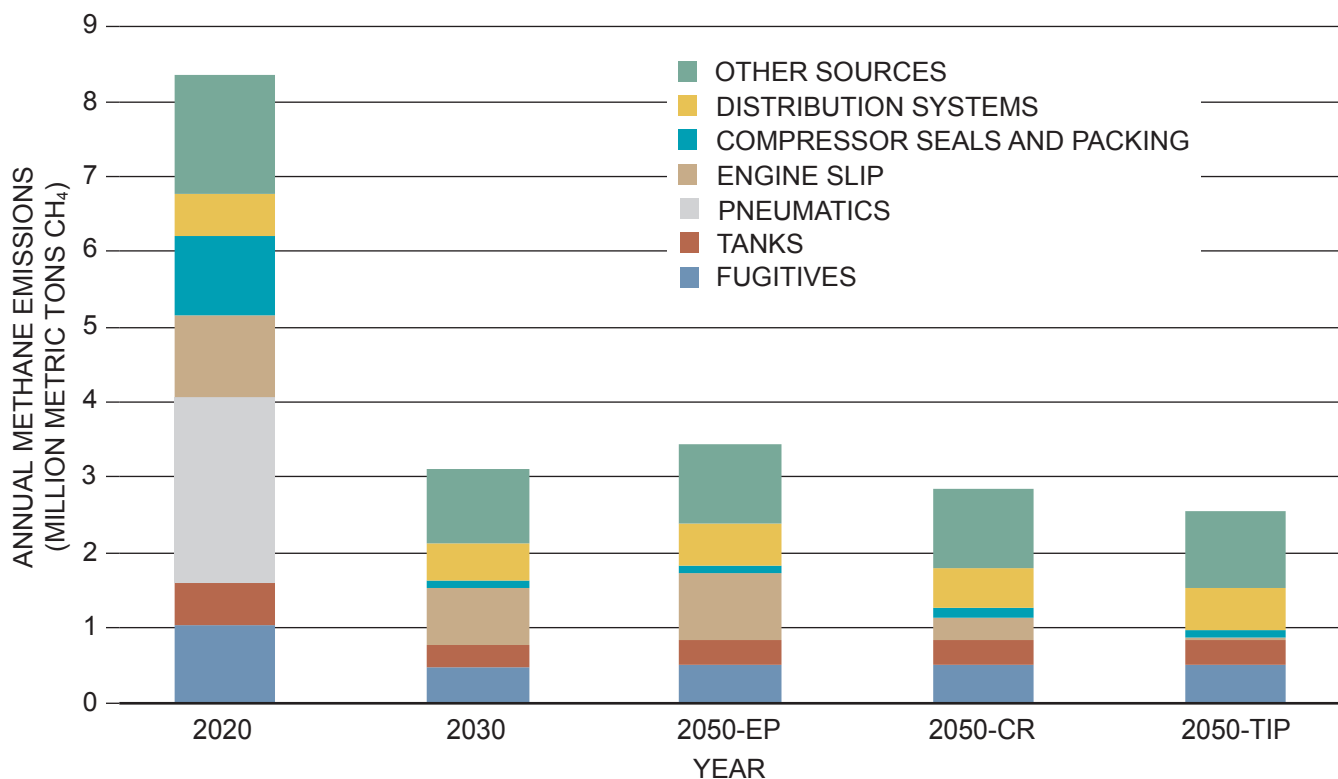


Figure ES-13. Reference Case Projections of Methane Emissions

Carbon dioxide emissions are shown in Figure ES-14. Carbon dioxide emissions increase from 2020 through 2050 in the Reference scenario for the EP Pathway for two reasons: Overall, more natural gas is produced and moved along the supply chain and a higher percentage is converted to LNG. The additional energy required to liquefy natural gas is generated in the EP Pathway by combusting natural gas to generate electricity on-site for the liquefaction process without sequestering the carbon dioxide. In the TIP Pathway, these emissions are assumed to be captured through CCS.

Goal 2: Net Zero Emissions Economy-Wide by 2050

The Nationally Determined Contribution for the United States under the Paris Agreement²³

²³ “The United States of America Nationally Determined Contribution: Reducing Greenhouse Gases in the United States: A 2030 Emissions Target.” April 21, 2021. <https://unfccc.int/sites/default/files/NDC/2022-06/United%20States%20NDC%20April%2021%202021%20Final.pdf>.

includes a 50 to 52% reduction in economy-wide net GHG emissions by 2030, relative to a 2005 baseline. For 2020, the EPA²⁴ estimates an economy-wide net emissions reduction of 22% relative to the 2005 baseline across all sectors of the economy. For the NGSC, reductions modeled in this study, particularly in methane emissions, would contribute ~2% out of the 50 to 52% reductions for the U.S. pledge in 2030 relative to 2005. On an economy-wide, net basis, the natural gas industry could enable additional reductions through the displacement of more carbon intensive fuel sources like coal-fired power generation. Estimating continued fuel switching in the U.S. or abroad is outside the study scope.

FINDING: 2030 total GHG emissions: The Existing Policies Pathway for this study estimates that emissions reductions within the scope of this study could contribute ~2%

²⁴ U.S. EPA. “Inventory of U.S. Greenhouse Gas Emissions and Sinks: 1990-2021.” <https://www.epa.gov/system/files/documents/2023-04/US-GHG-Inventory-2023-Main-Text.pdf>.

(4% relative) of the 50 to 52% reduction in economy-wide net GHG emissions by 2030, relative to a 2005 baseline, as part of the Paris Agreement’s Nationally Determined Contribution for the United States.

FINDING: For all levels of supply and demand, reducing the natural gas supply chain carbon intensity will play an important role in allowing this commodity to contribute to worldwide energy security.

The range of 2050 emissions pathways examined in this study represents reductions of 1 to 3% relative to 2005 U.S. net GHG emissions (Figure ES-15). From a policy perspective, residual or remaining emissions in any one sector, including the NGSC, can be compatible with an NZE societal pathway, as negative emissions technologies, from nature-based solutions to engineered solutions like direct air capture, could be used to offset residual emissions from other sectors. The

U.S. oil and gas sector is uniquely positioned to develop technology and help enable deployment of these GHG emissions abatement tools. Modeling the scale and potential of negative emissions technologies warrants its own scientific analysis and is outside the scope of this study. As discussed in Chapter 4 (LCAs), GHG intensity is also an important metric when analyzing reductions along the NGSC. Pathways in this study would represent 25 to 54% reductions in intensity in 2050, relative to 2020.

Further technology and policy development beyond those contemplated in this study could additionally reduce residual GHG emissions from the NGSC over the coming decades. Technologies that can cost effectively scale to thousands of existing operations would have the most GHG emissions reduction potential. Research, development, and deployment funding from DOE has helped to catalyze technological advancement in methane detection and measurement approaches. Similar technology development efforts around reducing natural gas combustion for energy use in

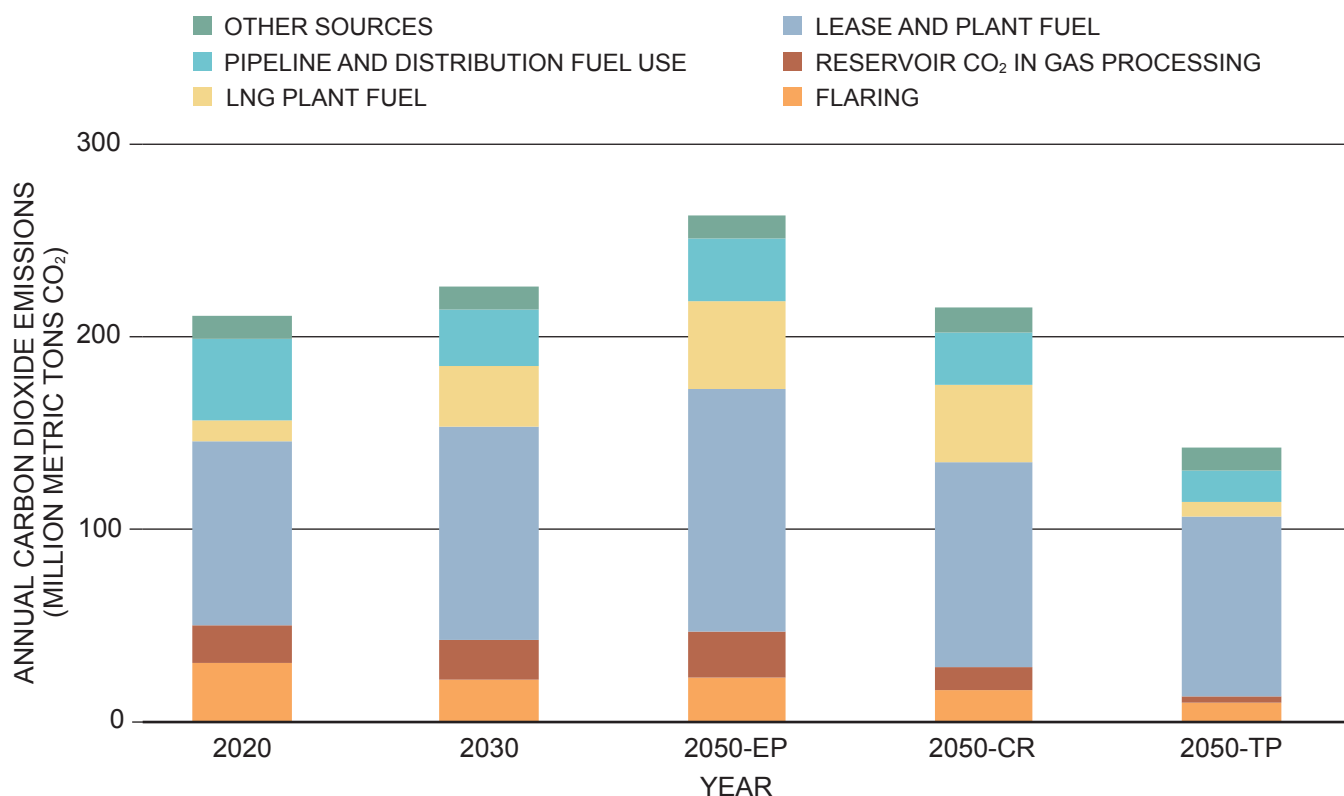


Figure ES-14. Reference Case Projections of Carbon Dioxide Emissions

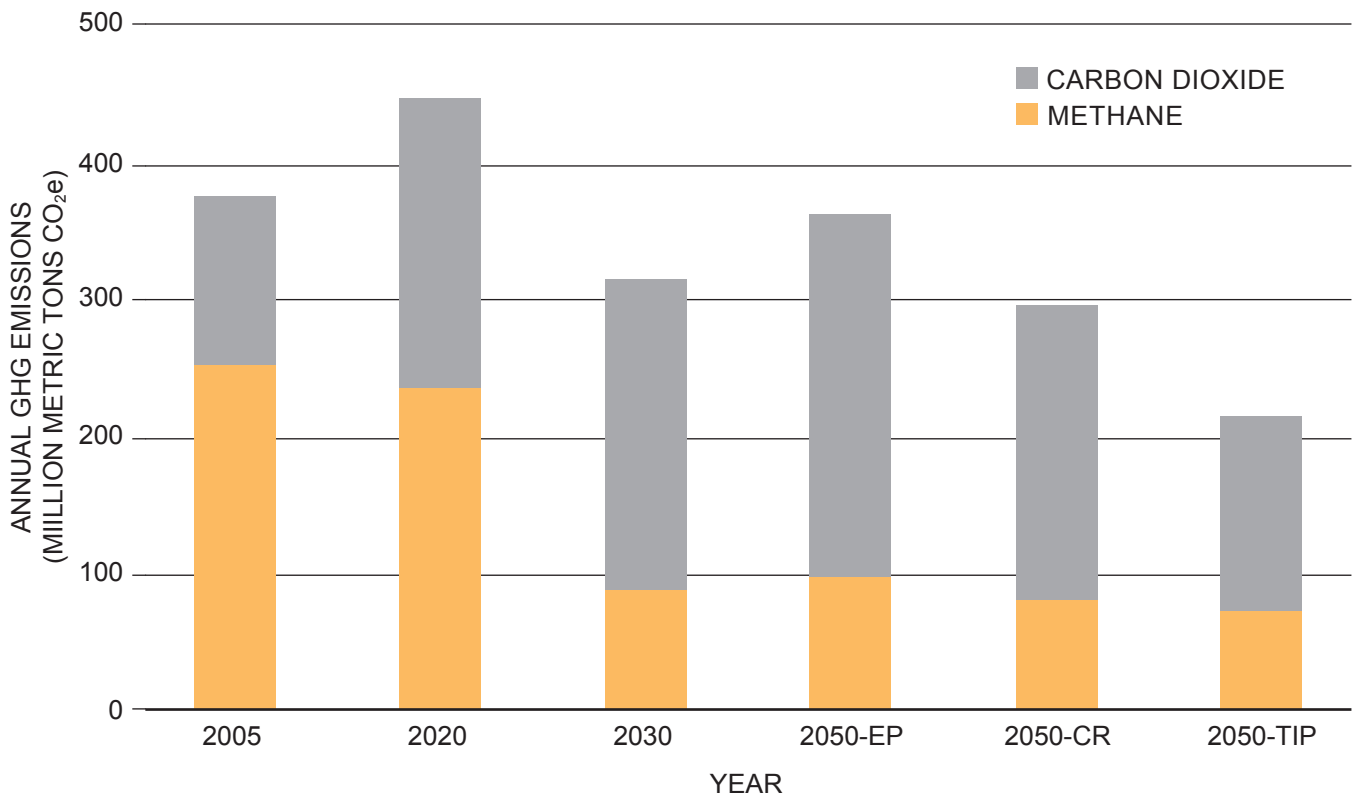


Figure ES-15. GHG Emissions Pathways in This Study Based on EPA GWPI00 Factors

the supply chain would be an important lever for continued GHG emissions reduction in the sector, as this represents 50 to 60% of emissions in 2030 and 2050 in the pathways used in this study. Realizing these emissions reductions from mitigations such as compressor electrification with low-carbon power, CCS, and low carbon intensity hydrogen will involve the need to permit and build new and reliable support infrastructure.

FINDING: Contribution to net zero by 2050: While methane emissions are expected to reduce rapidly, carbon dioxide emissions will increase through 2050 on the Existing Policies Pathway. The Technology, Innovation, and Policy Pathway estimates methane emissions reduction of more than 70% and carbon dioxide reduction of more than 25% by 2050, which would represent ~3% of all 2005 national GHG emissions.

The TIP Pathway requires a large infrastructure build out for electrification, carbon capture

and sequestration, and hydrogen production. The *Dynamic Delivery* and *Harnessing Hydrogen* NPC studies address the need for infrastructure permit reform. Permit reform enables the building of more-efficient infrastructure, which can lower the carbon intensity of energy use throughout the NGSC. Additionally, new technology could be brought to bear to lower carbon intensity. The following recommendations are shared from *Harnessing Hydrogen*, as they are important to implementing the TIP Pathway.

RECOMMENDATION: GOVERNMENTS ADVANCE PERMIT REFORM

The NPC recommends the administration and/or Congress:

- Incentivize state and local permitting reform and coordination, clarify eminent domain use, direct federal land-management agencies to create national maps of environmental sensitivity and community vulnerability, and use Programmatic Environmental

Impact Statements to speed up project permitting

- Streamline permitting litigation timeline to two years by setting the statute of limitations for filing lawsuits and setting timelines for judicial remands
- Expand permitting agency capacity by adopting the Federal Permitting Improvement Steering Council recommendations and ensuring adequate staffing resources
- Expand energy corridors on federal lands and consider categorical exclusions to accelerate infrastructure

RECOMMENDATION: DOE UNDERTAKES ENERGY EFFICIENCY RDD&D

The NPC recommends the DOE undertake new research, development, demonstration, and deployment (RDD&D) programs that are focused on affordable and reliable technology options that could reduce the carbon intensity of energy use in the natural gas supply chain for compression, heat, and power activities.

Goal 3: Fulfilling the Global Methane Pledge

Methane emissions are expected to drop by more than 60% in the EP Pathway by 2030. Decreases of 50 to 70% are expected through 2050, depending on the success of technology development and deployment. The drop from 2020 to 2030 is primarily due to reductions in venting, flaring, and fugitive emissions associated with emerging federal methane regulations.

The Global Methane Pledge is a voluntary international goal to reduce anthropogenic methane emissions by 30% in 2030, relative to a 2020 baseline. For the United States, the 2030 methane reductions modeled in this study represent ~20% reduction in U.S. total methane emissions, or two-thirds of the total reductions needed for the U.S. to achieve the 30% methane reduction as part of the Global Methane Pledge. Additional policy in other methane emitting sectors, such as coal mining and agriculture, will be needed to meet a 30% reduction.

FINDING: 2030 Global Methane Pledge: The Existing Policies Pathway for this study estimates that reductions associated with a suite of federal regulations will reduce methane emissions from sources in the U.S. GHG Inventory 63% by 2030 and contribute approximately two-thirds of the reductions needed for the United States to contribute a 30% reduction to the Global Methane Pledge.

THEME 4: SOCIETAL CONSIDERATIONS AND IMPACTS (SCI)

The NPC *Charting the Course and Harnessing Hydrogen* studies include, for the first time, dedicated, stand-alone Societal Considerations and Impacts task groups to evaluate and integrate community and social aspects into the study analysis, findings, and recommendations.

The respective SCI task groups worked together to develop shared SCI analysis and recommendations (as noted in the following as joint recommendations). Recommendations specific to the NGSC were also developed. The outcome of the joint effort is an overview of environmental justice-linked issues, some community perspectives related to the energy sector, and a discussion of community engagement best practices.

The study achieved limited, although critical, participation from community and environmental justice (EJ) groups. To help address this gap, the study conducted a series of focus groups and polls in communities²⁵ that interact with the NGSC across the United States. This primary research was an opportunity to assess what issues are important to respondents and hear directly from their experiences and perspectives on energy development and community engagement.

²⁵ These communities included Odessa, TX; Port Arthur, TX; Longmont, CO; Pittsburgh, PA; Shreveport, LA; and New York, NY. These areas represent communities along the entire natural gas supply chain from the point of production to distribution to consumption.

FINDING: Societal considerations and impacts is included as a specific NPC focus area for the first time.

FINDING: The study achieved limited, although critical, participation from community and environmental justice groups.

RECOMMENDATION: DOE UNDERTAKES ADDITIONAL SOCIETAL CONSIDERATIONS AND IMPACTS STUDY

JOINT: The NPC recommends that the Department of Energy (DOE) undertake a stand-alone, comprehensive Societal Considerations and Impacts study, related to energy development, including, but not limited to, low carbon intensity hydrogen development and GHG emissions reduction value chains as well as other facets of energy development. It is recommended that this study be conducted with the National Academy of Sciences, Engineering, and Medicine's Division of Behavioral and Social Sciences and Education and the Board on Energy and Environmental Systems, with coordinated input and concerted effort from the NPC and other stakeholders.

While not a new social concept, EJ has reached new prominence in U.S. public discourse in recent years. From the outset, EJ advocates have sought remedies for the disproportionate impact borne by marginalized communities due to social policies^{26, 27} or land-use planning.^{28, 29} In some cases, siting and the associated impacts of industrial facilities disproportionately affect

26 Rothstein, Richard. 2015. "The Making of Ferguson." *Journal of Affordable Housing & Community Development Law* 24 (2): 165–204. <https://www.jstor.org/stable/26408162>. <https://www.jstor.org/stable/26408162>.

27 Moyers, Bill. 2015. "How a Century of Racist Policies Made Ferguson into a Pocket of Concentrated Despair." <https://billmoyers.com/2014/10/27/century-racist-policies-created-ferguson/>.

28 "Addressing Community Concerns: How Environmental Justice Relates to Land Use Planning and Zoning." July 2003. Report by a Panel of the National Academy of Public Administration for the U.S. EPA. <https://www.epa.gov/sites/default/files/2015-02/documents/napa-land-use-zoning-63003.pdf>.

29 U.S. EPA. "Equitable Development and Environmental Justice." <https://www.epa.gov/environmentaljustice/equitable-development-and-environmental-justice>.

*disadvantaged individuals, groups, or communities.*³⁰

FINDING: Environmental justice was conceived decades ago by representatives of and advocates for disadvantaged communities to address inequity and potential disproportionate impacts from environmental hazards due to government policies and industrial activities in their communities.

The development and operation of energy infrastructure specifically has potential environmental and societal impacts.³¹ EJ advocacy seeks to secure equal environmental protection under the law as well as resources to help vulnerable frontline and overburdened communities engage in critical decisions affecting where they live and work, avoid and mitigate impacts, and secure benefits.

FINDING: Adverse impacts of emissions reduction infrastructure and policy on historically disadvantaged communities should be avoided or minimized when possible. Those communities' views of proposed emissions reductions projects will be based on their unique and local historical experience, which can best be understood and reconciled through meaningful engagement with the community.

RECOMMENDATION: GOVERNMENTS COMMIT TO SOCIETAL CONSIDERATIONS AND IMPACTS

JOINT: The NPC recommends that the DOE, decision-makers, corporations, researchers, governments, and regulatory bodies actively commit to comprehensively considering and equitably addressing societal, environmental,

30 Victoria Peña-Parr. "The Complicated History of Environmental Racism." University of New Mexico Newsroom. August 4, 2020. <https://news.unm.edu/news/the-complicated-history-of-environmental-racism>.

31 Adgate, John L., Bernard D. Goldstein, and Lisa M. McKenzie. 2014. "Potential Public Health Hazards, Exposures and Health Effects from Unconventional Natural Gas Development." *Environmental Science & Technology* 48 (15): 8307–20. <https://doi.org/10.1021/es404621d>.

and public health impacts during the development and implementation of GHG emissions reductions projects.

A common theme among differing SCI and EJ perspectives is that local, state, and federal government and industry are called upon to meaningfully engage with historically disadvantaged communities. Effective community engagement is a critical means to address concerns in general, and EJ particularly.

FINDING: Identifying opportunities to proactively address community concerns requires meaningful engagement with impacted or potentially impacted communities. This approach helps ensure the opportunity to provide their perspectives on projects and weigh the benefits, impacts, and trade-offs of a given project and support more equitable distribution of community value and benefits while mitigating disproportionate negative impacts.

This study’s focus group and poll respondents confirmed the need and demand for engagement and shared their perspectives on how effective engagement should occur. Successful community engagement is characterized by an iterative framework conceptualized in Figure ES-16. These activities are most effective when done at the local level.

Underlying these practices are several core principles that help define best practices for meaningful community engagement, including:

- Authenticity and building trust
- Transparency
- Early, open, responsive, and accessible engagement
- Identification of and response to community input and concerns
- Articulation and delivery of community value (by a project developer) and recognition of value (by the community and government)

FINDING: For successful community engagement, robust best practices characterized by an iterative framework should be implemented.

RECOMMENDATION: DOE RESEARCH SOCIETAL CONSIDERATIONS AND IMPACTS BEST PRACTICES

JOINT: The NPC recommends that DOE consider funding research on the impact of best practices in community engagement, both through case studies and quantitative analysis. This research could be conducted by academia independently, with industry providing support either through trade associations or partnerships formed with academia. This would provide valuable insights into the outcomes of best

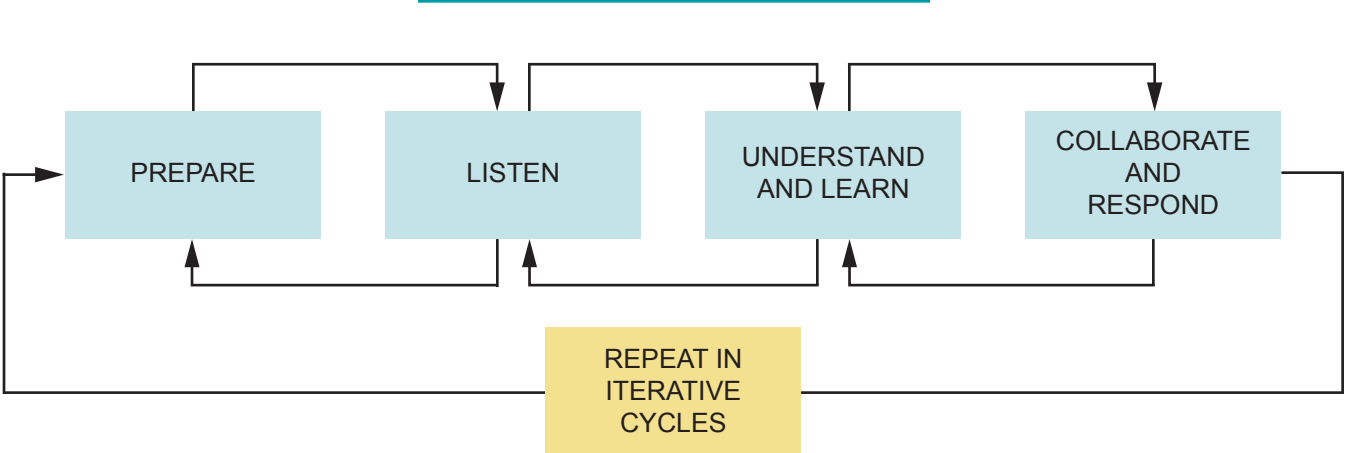


Figure ES-16. SCI Engagement Framework

practices in community engagement and help improve future engagement efforts.

JOINT: The NPC recommends that the U.S. government charter national and/or regional public/private council(s) of excellence in effective industry-community engagement practices to develop and encourage the adoption of best practices that include equal representations from industry, community organizations, and government.

Energy project developers may differentiate themselves by developing and implementing robust and long-term community engagement programs, including innovative social and environmental practices—increased trust-based relationships that in turn provide resources and information.³²

FINDING: Applying best practices for community engagement can also bring benefits to an energy developer by fostering positive stakeholder relationships, aligning project goals with community interests, and providing valuable insights and feedback.

Community engagement is not a new activity for some segments of the natural gas industry, but not all engagement practices have been adequate or conducted consistently. The structure of the natural gas industry is complex, as described in Chapter 1. Large operators may already possess the set of capabilities and experience needed to address community engagement. Medium-sized and less capitalized operators might not have the same type or level of experience with community engagement but may live in the communities they serve. Newer and domestic-focused firms might be addressing SCI issues in a robust way for the first time and may face unique challenges in adapting their current community engagement practices to today's expectations.

32 Hastings, Marilu. "A New Operational Paradigm for Oil Operations in Sensitive Environments: An Analysis of Social Pressure, Corporate Capabilities and Competitive Advantage." *Business Strategy and the Environment* 8(5): 267-280. September 1999. <https://ideas.repec.org/a/bla/bstrat/v8y1999i5p267-280.html>.

FINDING: The structure of the natural gas industry is complex, and not all operators have the same level of exposure to the community and experience in effectively managing community relationships. Different segments of the industry may benefit from specialized, targeted training and capacity building for effective community engagement.

RECOMMENDATION: INDUSTRY ELEVATES COMMUNITY ENGAGEMENT

The NPC recommends, as community engagement best practices become formalized and consolidated, that trade associations or other industry groups develop specific community engagement training programs for their members that target specialized needs of upstream, midstream, and downstream operators, and the needs of large, medium, or less-capitalized firms.

Reduction of GHG emissions from the NGSC is viewed as a net benefit on a national and global scale, but there may be trade-offs, impacts, or benefits at a local and regional level of these activities and projects that should be understood and addressed.

These trade-offs may be made by individuals or communities, maybe for the short term or long term, between economic, environmental, health factors and between local and global considerations. These trade-offs are complex, often localized, and difficult to ascertain, as they are often made at an implicit level.^{33, 34} The trade-offs between benefits and impacts must be examined to determine the roles government and industry should play in reducing burdens on impacted communities.

Workforce development and job creation are two key issues commonly voiced in surveys

33 Thaler, Richard H. and Cass R. Sunstein, *Nudge: Improving Decisions About Health, Wealth, and Happiness*. Yale University Press, New Haven, CT, 2008.

34 See also: Kahneman, Daniel. 2011. *Thinking, Fast and Slow*. New York: Farrar, Straus, and Giroux. ISBN 13: 978-0374533557.

of energy impacted communities.³⁵ Concerns regarding the type of jobs and the ability of the local workforce to fill available jobs in the associated energy sector activity are paramount.

The NGSC has created a specialized workforce that has supported a rapid expansion of the natural gas industry in the United States,³⁶ with many of these highly skilled employees having spent their careers in the NGSC. NGSC operators should ensure that opportunities to implement GHG emissions reduction actions are made available to retain these highly skilled workers. A government-industry-academic study to understand the potential workforce implications of rapidly evolving GHG emissions mitigation approaches from the NGSC could help identify opportunities and risks for workforce retention. Such a study could also assess the real impact on the workforce and identify new opportunities for job creation where GHG emissions reduction projects would be too costly and could result in premature cessation of operations.

FINDING: Local workforce and job creation solutions depend on local circumstances and require meaningful community engagement.

FINDING: Workforce development and job creation is specific to each location based on the type of natural gas activity at that location and the work needed to mitigate GHG emissions there. GHG emissions reduction activities will precipitate impacts on segments of the natural gas supply chain differently. There is a need for more information and data related to the workforce for the natural gas sector and how it might be deployed to GHG emissions reduction activity skills within different segments of the industry.

35 Cozzi, Laura and Brian Motherway. “The Importance of Focusing on Jobs and Fairness in Clean Energy Transitions.” IEA. July 6, 2021. <https://www.iea.org/commentaries/the-importance-of-focusing-on-jobs-and-fairness-in-clean-energy-transitions>.

36 Bozick, R., Gonzalez, G.C., Ogletree, C., Gehlhaus Carew, D. 2017. *Developing a Skilled Workforce for the Oil and Natural Gas Industry: An Analysis of Employers and Colleges in Ohio, Pennsylvania, and West Virginia*. RAND Corporation. <https://doi.org/10.7249/rr2199>.

RECOMMENDATION: DOE COMMISSIONS WORKFORCE STUDY

The NPC recommends that DOE, with guidance from its 21st Century Energy Workforce Advisory Board,³⁷ commission a comprehensive study to look at any mismatch between the skills of the current natural gas supply chain workforce and skill needs for implementing GHG emissions reduction projects. This study would serve as a blueprint for policy and investments to address human capital needs to deliver the country’s GHG emissions reduction goals.

GHG-mitigating projects and technology interventions have the potential to address concerns about human exposure to emissions, especially when coupled with well-designed and thoughtfully implemented policies.³⁸ Changes in operations to reduce GHG emissions can affect the emissions of other chemicals emitted with methane and, along with them, levels of ambient air pollutants, and by extension, the potential exposures and health effects. It would be valuable to gain better understanding of the health effects and benefits of GHG emissions reduction activities along the NGSC specifically on disadvantaged communities.

RECOMMENDATION: GOVERNMENTS IDENTIFY AFFECTED COMMUNITIES

The NPC recommends federal and state public health and other regulatory agencies should continue to work together to assess which communities might benefit from, or be harmed by, specific GHG reduction infrastructure siting or operational decisions, policies, and technologies and whether those communities are environmental justice communities or other areas that experience high environmental exposures or other social disadvantages.

37 ⁴¹21st Century Energy Workforce Advisory Board (EWAB). Department of Energy. <https://www.energy.gov/policy/21st-century-energy-workforce-advisory-board-ewab>.

38 Dougherty, W., Kartha, S., Rajan, C., Lazarus, M., Bailie, A., Runkle, B., and Fencel, A. 2009. “Greenhouse Gas Reduction Benefits and Costs of a Large-Scale Transition to Hydrogen in the USA.” *Energy Policy* 37 (1): 56–67. <https://doi.org/10.1016/j.enpol.2008.06.039>.

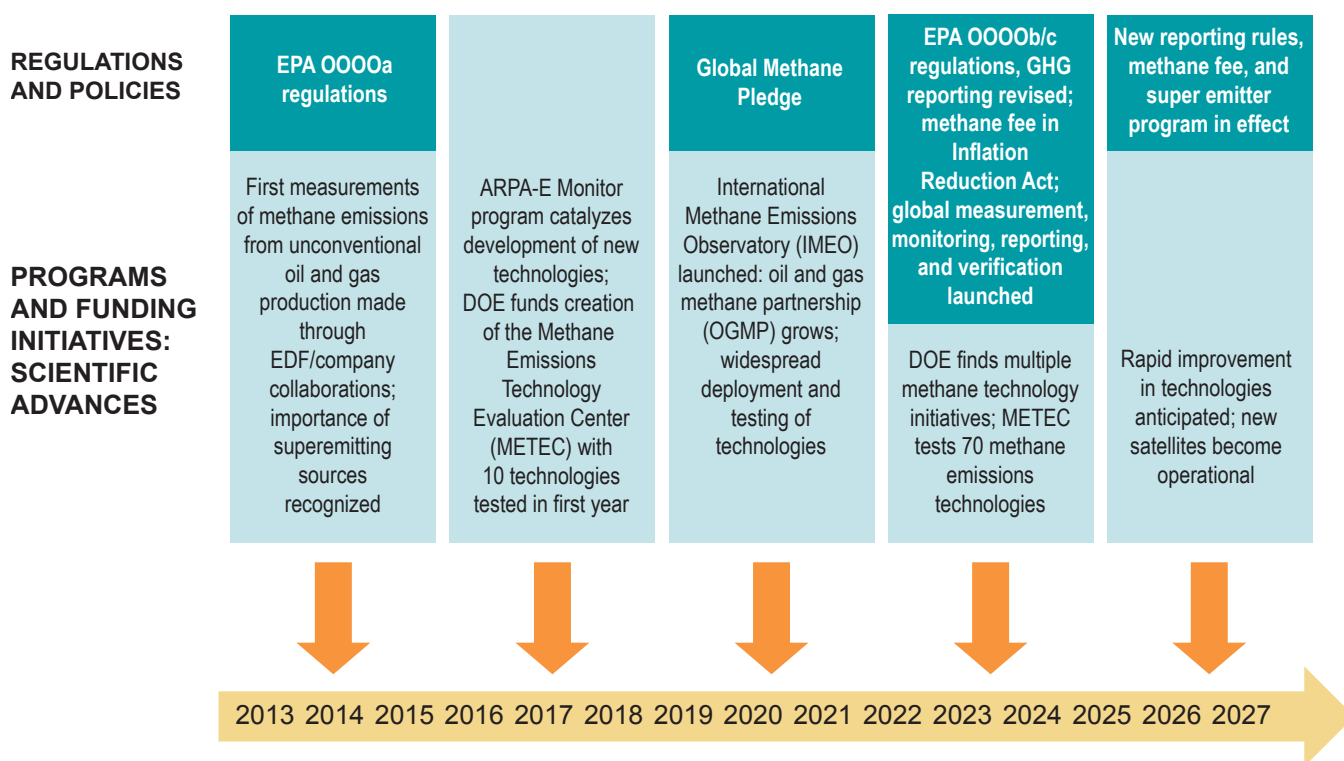
THEME 5: DETECTION AND MEASUREMENT

Measurement-informed estimates of emissions are critical to tracking progress toward U.S. and global GHG emissions reduction goals. Continued development and deployment of methane detection and quantification technology will play important roles in enabling progress.

Reliable, quantitative tracking of the GHG emissions from the natural gas supply chain is an important element in making progress toward climate goals. Tracking of carbon dioxide emissions is primarily based on fuel consumption, and emissions estimates are generally viewed as reliable. In contrast, methane emissions can be challenging to detect and quantify due to the diverse nature and sources of the emissions. The capabilities of methane emissions detection and quantification systems have expanded rapidly over the last decade and are continuing to expand rapidly, in part due to previous support from the DOE. Approximately a decade ago, measurements of methane

emissions were sparse, difficult, and expensive. Today, a wide variety of measurements and observation platforms (fixed sites, ground vehicles, drones, aircraft, high-altitude platforms, and satellites) are available and are generating large data volumes globally.

Generally, current methane emissions detection and quantification systems provide estimates of emissions by (1) making periodic measurements of methane concentration remote from a source, (2) using various types of atmospheric data and models to convert methane concentrations into an emissions rate, and (3) extrapolating these, frequently short-duration estimates of emissions rates into annual or other long-term estimates. Technical capabilities need to be expanded in all three of these areas, including support for consistent data analysis methods and systems approaches to enable intercomparison of data from different technologies. Technology evaluation centers, which have been highly successful in evaluating the performance of methane emissions detection and quantification systems, also need



Note: ARPA-E is Advanced Research Projects Agency - Energy.

Figure ES-17. Methane Emissions Capabilities, Regulations, and Policies Evolution

to be expanded. Finally, given the historical and expected evolution in methane emissions detection and quantification technologies, as shown in Figure ES-17, advances will need to be regularly and rapidly reviewed to facilitate the use of these technologies in regulatory applications. All three of these elements—improved measurement systems, robust testing capabilities, and evolving use of technologies in regulation and policy—are necessary for continued advancement of technologies.

RECOMMENDATION: DOE SUPPORTS DETECTION TECHNOLOGY IMPROVEMENT AND EVALUATION

The NPC recommends that DOE sponsor geographically diverse technology evaluation centers addressing sampling environment and emissions types representative of multiple segments of the supply chain. These centers would perform evaluations that would quantify the probability of detection, time to detection, probability of detection, and accuracy (uncertainty and bias) of emissions quantification.

A. Improved Measurement Systems

A key challenge for methane voluntary and regulatory frameworks is the development of measurement-informed inventories that better reflect actual methane emissions in the field by incorporating more facility-specific observations into emissions inventories. Key to this interface is the role of advanced methane detection and measurement technologies that have emerged in the last five years that offer a pathway for scaled deployment across diverse types of operations.

Regulatory frameworks for leak detection and emissions measurement should evolve with technology and offer a pathway for innovative approaches to emissions management. Such information will be valuable for improving the accuracy of national inventories and as input into the next generation of life cycle models to better understand performance, though protocols will need to be developed to account for quantification uncertainty, which is discussed in Chapter 3.

RECOMMENDATION: DOE & EPA INCORPORATE MORE MEASUREMENT INTO SUBPART W

The NPC recommends a one-year multistakeholder group led by DOE and EPA develop recommendations on incorporating company-specific, advanced technology measurements into Greenhouse Gas Reporting Program Subpart W reporting.

B. Detection and Testing

To be actionable, information from emissions detection and quantification technologies needs to be correctly attributed to sites or facilities and needs to be communicated rapidly to operators. Rapid detection and prompt response to unexpected emissions events has been proven by many operators to be an effective way to reduce emissions. Combining emissions information with other operational data and systems increases the utility of the information. Operator data on underlying oil and gas processes is useful to quickly confirm emissions detections, to attribute emissions to specific sources such as maintenance events or known conditions, and to infer the frequency of the event or activity that caused the emissions. However, integrating data from operational systems with emissions detection and quantification systems requires coordination between technology providers, operators, and other stakeholders monitoring emissions. The ability to effectively respond to the detected emissions is in large part based on accurate attribution of the emissions to sites/facilities (and potentially to locations on those facilities) from the variety of emissions detection and quantification solutions available.

Multiscale measurement-based data (i.e., regional and site level) is critical to improve accuracy of reporting and track changes in emissions over time. Additionally, for mitigation purposes, information from emissions detection and quantification at more granular scales can be combined with operational data and systems to maximize its utility.

FINDING: Information from emissions detection and quantification systems needs to be

actionable; combining the emissions information with operational data and systems will maximize its utility.

FINDING: Continued investments in methane emissions detection and quantification systems are needed to improve the accuracy of emissions estimates.

RECOMMENDATION: DOE FUNDS FACILITY AND PROCESS DATA INTEGRATION

The NPC recommends DOE fund the improvement of site/facility-scale data resources used in the public attribution of emissions sources.

The NPC recommends that DOE continue to support technology innovations to reduce cost and improve the effectiveness of next-generation, low-emitting facilities across multiple supply chain sectors that integrate emissions detection and quantification systems with other data collection systems. Innovations include, but are not limited to, development of predictive emissions monitoring systems and machine learning systems for data analysis, targeting metering, and process sensing/monitoring systems.

Methane emissions detection and quantification technologies each have unique strengths and limitations. No single technology is universally applicable for detecting and quantifying all emissions from all oil and natural gas sources. As a result, measurements are frequently performed with multiple complementary technologies deployed in tandem. These technologies are increasingly deployed at multiple scales (e.g., equipment level, site level, basin level). Measurement data from different systems operating at different scales are currently difficult to reconcile, compare, and independently verify. The emissions measurement data can also be augmented with coordinated data from operator systems, but common data exchange formats make combining data systems difficult. Further, some ground-based detection systems rely on cell networks to communicate data, and those networks are not uniformly available across the NGSC.

FINDING: Methane emissions detection and quantification systems need to be applied at scale, providing information at hundreds of thousands of sites.

RECOMMENDATION: DOE SUPPORTS MULTISCALE DATA AND DEMONSTRATIONS

The NPC recommends DOE improve the efficiency and transparency of multiscale methane monitoring of the energy sector, from handheld devices to satellites, by continuing to sponsor public-private and global partnerships and making measurements across multiple scales.

The NPC recommends DOE and other governmental organizations support the development of dense networks of meteorological measurement stations in regions likely to be targets for localized and wide area detection and measurement of methane emissions. Spatially dense, vertically and horizontally resolved, and temporally high frequency measurement of wind velocity (i.e., speed and direction) is a priority.

The NPC recommends that federal agencies work with technology providers, operators, and others to develop consistent data interchange formats and to promote infrastructures such as communication capabilities that would promote deployments of advanced emissions detection and quantification systems.

C. Technology Policies

While emissions detection and quantification technologies are developing rapidly, multiple federal agencies are grappling with rapidly evolving regulatory or programmatic requirements. Subtle changes within these programs could accelerate or slow the adoption of emissions detection and quantification technologies. Robust interagency coordination should focus on incorporating the development trajectory of solutions into federal and international policy initiatives. In addition to developments in the United States, international initiatives will drive the direction of both international and domestic emissions detection and quantification. Regularly updated information on emissions detection and quantification technologies,

their commercial readiness level, technology gap analyses, and performance metrics of each technology is needed. Furthermore, the processes for incorporating advanced detection technology into regulatory requirements could be improved.

FINDING: Rapidly evolving emissions detection and quantification systems need to be integrated into public and private decision-making.

**RECOMMENDATION: DOE & EPA
INCORPORATE EVOLVING TECHNOLOGY INTO
REGULATIONS**

The NPC recommends the DOE work with the EPA and other agencies to improve the processes for incorporating advanced detection and quantification technology as part of regulatory requirements. The use of information from other available state and national programs to inform the revision of EPA and other agency requirements could improve the timeline and effectiveness of these processes.

THEME 6: LIFE CYCLE ASSESSMENTS

There is a growing interest in understanding the life cycle GHG emissions associated with U.S. natural gas production and exports. Natural gas GHG LCAs can inform emissions reduction opportunities along the natural gas supply chain and support the understanding of GHG emissions intensities of supply chains.

Many methodologies and metrics are useful for comparing environmental impacts from the NGSC. For this study, the NPC collaborators developed the “Streamlined Life Cycle Assessment of Natural Gas – Greenhouse Gases Model” (SLiNG-GHG), which focuses on the metric of life cycle GHG emissions because of several important and distinct benefits of such analyses. LCA is a technique for estimating the potential environmental impacts (e.g., GHG emissions) of a product or service over all or part of its life. That includes procurement of raw materials, manufacturing activities, use of the product, and end-of-life disposal. LCAs, as practiced for more than five

decades and codified in international standards,^{39, 40, 41} enable fair and consistent comparison of different technologies, processes, or supply chains that produce the same product or have the same utility, considering emissions sources across the full supply chain.

Natural gas GHG LCAs provide a thorough comparison of the product across the supply chain and, therefore, a comprehensive understanding of GHG emissions from natural gas products. LCAs analyze the contributions of the various GHGs on the life cycle GHG emissions intensity. In LCAs, life cycle GHG emissions normalized per megajoule (MJ) of natural gas enable customers to compare natural gas to other end-use fuel choices and to understand the attribution of GHG emissions to derivative products, such as chemicals, that use natural gas as an energy source and/or feedstock. Similarly, LCAs can support informed assessments in product-focused regulations such as carbon border adjustment mechanisms. Employing a normalized LCA-derived GHG emissions metric (on an MJ basis) enables a purchaser, investor, or regulator to differentiate products fairly and rigorously. LCAs also allow for allocation of GHG emissions to energy products commonly produced along with natural gas (e.g., NGLs, oil, etc.).⁴² Such allocations are not typically performed when measuring methane emissions and are challenging because of lack of geospatial and operational data to support specific understanding of amounts, timing, and location of each of these products through the supply chain.

GHG LCAs can support decision-makers with answers to GHG emissions intensities from the

39 ISO14040. International Standard. “Environmental Management—Life Cycle Assessment—Principles and framework.” International Organization for Standardization: Geneva, Switzerland, 1997. <https://www.iso.org/standard/23151.html>.

40 ISO14044. International Standard. “Environmental Management—Life Cycle Assessment—Requirements and Guidelines.” International Organization for Standardization: Geneva, Switzerland, 2006. <https://www.iso.org/obp/ui/#iso:std:iso:14044:ed-1:vl:en>.

41 ISO14067. International Standard. “Greenhouse Gases—Carbon Footprint of Products—Requirements and Guidelines for Quantification.” International Organization for Standardization: Geneva, Switzerland, 2018. <https://www.iso.org/standard/71206.html>.

42 Also known as coproduct allocation. See Chapter 4 for further details.

product or process across the supply chain or the net GHG emissions impacts from introduction of the product or process to the market.⁴³ “Attributional” LCAs analyze environmental impacts across the supply chain of the product. This study seeks to understand the GHG emissions intensities of natural gas from different production basins to markets. The SLiNG-GHG model is an attributional model, which attributes GHG emissions normalized to functional unit (MJ of natural gas) at the boundary or gate being studied.

A. Model Types and Limitations

Attributional LCAs do not consider how individual supply chains may impact other supply chains or the larger market. “Consequential” LCAs, another type of analysis, not considered in this study, review the net environmental impacts of bringing the product to the market, accounting for how the marketplace would respond in terms of overall supply mix. In comparison, the SLiNG-GHG model is an “attributional” model, which attributes GHG emissions normalized to functional unit (MJ of natural gas) at the boundary or gate being studied.

Increased focus on the emissions intensity of traded energy products is creating new demands for life cycle GHG emissions intensity assessments. That demand includes certified natural gas schemes from private companies, supply chain-specific LCAs,⁴⁴ and transparent frameworks for MMRV⁴⁵ for pipeline gas and LNG. The MMRV program includes representatives from the U.S., EU, East Mediterranean Gas Forum, and more than 15 countries. The U.S. and EU want to develop “a common tool for life cycle assessment

of methane emissions for hydrocarbon suppliers and purchasers,” with the hope of improving the accuracy and transparency of emissions data at “cargo, portfolio, operator, jurisdiction, and basin level.”^{46, 47}

The IRA created new LCA requirements related to new tax credits for producing hydrogen, sustainable aviation fuel, and biofuels. Aside from North America and Europe, much of the early interest in LCAs for natural gas has been centered in Northeast Asia, particularly in Japan and South Korea, two of the world’s top three LNG importers.^{48, 49} In addition, sustainable investment policies in the EU and Japan have seen growing interest or requirements in using LCA tools.^{50, 51}

While there is a growing interest in GHG emissions-related LCAs for natural gas and LNG, there is limited usage of natural gas LCA models by stakeholders. The expertise needed to create LCAs for the NGSC is limited to certain companies, national laboratories, and scientific institutions. This is likely due to the complexities of modeling, a lack of historical regulatory or commercial drivers for supply chain-focused analysis, a lack of expertise by policymakers and companies, and a dearth of publicly available natural gas-specific LCA models.

43 National Academies of Sciences, Engineering, and Medicine. “Current Methods for Life Cycle Analyses of Low-Carbon Transportation Fuels in the United States.” October 2022. <https://doi.org/10.17226/26402>.

44 Roman-White, S.A., Littlefield, J.A., Fleury, K.G., Allen, D.T., Balcombe, P., Konschnik, K.E., Ewing, J., Ross, G.B., and George, F. 2021. “LNG Supply Chains: A Supplier-Specific Life-Cycle Assessment for Improved Emission Accounting.” *ACS Sustainable Chemistry & Engineering* 9 (32): 10857–67. <https://doi.org/10.1021/acssuschemeng.1c03307>.

45 Office of Fossil Energy and Carbon Management, U.S. DOE. “Greenhouse Gas Supply Chain Emissions Measurement, Monitoring, Reporting, Verification Framework.” <https://www.energy.gov/fecm/greenhouse-gas-supply-chain-emissions-measurement-monitoring-reporting-verification-framework>.

46 U.S. Department of State. “Joint Statement on the U.S.- EU Energy Council.” February 7, 2022. <https://www.state.gov/joint-statement-on-the-u-s-eu-energy-council/>.

47 European Commission. “Joint Statement by the EU and the US Following the 10th EU-US Energy Council.” April 4, 2023. https://ec.europa.eu/commission/presscorner/detail/en/0_23_2121.

48 “The LNG Industry.” 2023. International Group of Liquefied Natural Gas Importers (GIIGNL) Annual Report. <https://giignl.org/wp-content/uploads/2023/07/GIIGNL-2023-Annual-Report-July20.pdf>. Notwithstanding the quote from the U.S.-EU Council, the major focus of EU comment and regulation is not LCA specific, it is GHG and specifically methane emissions. The same applies to Asia where there has so far been much less interest in general, but what exists refers to emissions in general rather than LCA.

49 The European Commission. 2022. “EU Taxonomy for Sustainable Activities.” https://finance.ec.europa.eu/sustainable-finance/tools-and-standards/eu-taxonomy-sustainable-activities_en.

50 Japan Ministry of Economy, Trade, and Industry (METI). 2023. Japan Climate Transition Bond Framework. https://www.meti.go.jp/policy/energy_environment/global_warming/transition/climate_transition_bond_framework_eng.pdf.

51 Japan Ministry of Economy, Trade, and Industry (METI). “The Basic Policy for the Realization of GX: Reference Document.” n.d. https://www.meti.go.jp/english/press/2023/pdf/0210_003c.pdf.

FINDING: Growing interest in GHG emissions natural gas LCAs is hindered by modeling complexity and other factors.

An open-source and accessible natural gas LCA model with transparent key model inputs (KMIs) that are updated at a regular interval with empirical data will allow for greater use of LCAs in public policies and corporate strategies while improving LCA estimates at the required boundary in the NGSC.

B. The NPC SLiNG-GHG Model

The NPC constructed the SLiNG-GHG model, focused on selected key emissions sources for the NGSC. The model was developed after screening more than 2,000 published LCAs and associated results from other relevant studies and the judgment of study experts. The SLiNG-GHG model provides a screening-level estimate of the GHG emissions footprint for the NGSC from production through three gates with the following endpoints: Gate 1, interstate transmission; Gate 2, local distribution company; and Gate 3, the point of LNG delivery to a regasification facility. The model can be used by nonexpert audiences to develop their own screening-level LCA estimates with a publicly available tool based on a transparent set of a limited number of KMIs.

By employing the SLiNG-GHG model, the NPC finds that using national average datasets to estimate life cycle GHG emissions for individual NGSCs may obscure their estimated GHG emissions profiles and, therefore, mitigation opportunities due to multiple factors, including heterogeneous operating practices, distances to customers, emissions sources, and infrastructure.

Further, the NPC proposes a generalized framework for incorporating measurement data into LCAs and demonstrates the flexibility of the SLiNG-GHG model. To the extent future measurement studies produce LCA-compatible estimates of methane emissions, these results can be used as inputs to the SLiNG-GHG model to enhance the empirical foundation of the life cycle GHG emissions estimates. Likewise, as the U.S. EPA continues to make progress incorporating empirical data from measurement studies into its

bottom-up inventories and similarly advances its Greenhouse Gas Reporting Program (GHGRP), use of these datasets as sources of input data to SLiNG-GHG (as they are commonly used in LCAs already) could enhance the empirical foundation of SLiNG-GHG's life cycle GHG emissions estimates.

This analysis highlights the versatility of the SLiNG-GHG model in comparing GHG emissions impacts from natural gas supply chains and helping develop effective mitigation policies across the supply chain. In addition to aiding in the verification of GHG emissions intensity claims, the SLiNG-GHG model can help screen differentiated natural gas in procurement and inform natural gas investments and regulatory oversight of gas utilities and users such as electric utilities.

FINDING: To demonstrate an approach that would enable wider use of life cycle assessment tools in public policy and corporate strategies across the natural gas supply chain, the NPC has developed an open-source, user-defined, simplified, and streamlined natural gas well-to-gate life cycle assessment model (SLiNG-GHG) that can generate reasonably representative, screening-level GHG emissions estimates.

RECOMMENDATION: DOE SUPPORTS THE DEMOCRATIZATION OF LCAs

The NPC recommends that DOE support the adoption of open-source, user-defined, simplified and streamlined models such as the SLiNG-GHG model as part of its measurement, monitoring, reporting, and verification (MMRV) efforts (and through the Federal Life Cycle Assessment Commons interagency process) as an easy-to-use screening tool, especially for stakeholders who do not have the capacity to conduct detailed life cycle assessment modeling. The integration of measurement-informed or empirical datasets is a critical next step in improving life cycle assessment estimates.

The representativeness of the SLiNG-GHG model was assessed by comparing estimates of natural gas carbon footprints from the streamlined

model with estimates from four external modeling teams using their own detailed LCA models (Figure ES-18). Under GWP20,⁵² the SLiNG-GHG results are generally higher than three out of the four external modeling team results, but as in the GWP100 case, the differences are smaller at Gate 3. These results from the SLiNG-GHG model calibrating against complex external LCA models illustrates its utility for screening-level estimation in public policies and corporate strategies.⁵³

FINDING: The NPC’s life cycle GHG assessment model, the SLiNG-GHG model, may be used to estimate the life cycle GHG emissions of natural gas across the natural gas supply chain using a reduced number of key modeling inputs related to emissions sources.

52 Results under GWP20 are available in Chapter 4.

53 The SLiNG-GHG model is not recommended to take the place of detailed LCAs where they are necessary to support more accurate estimation of life cycle GHG emissions intensities.

C. Supply Chain Analysis

Assessing the contribution of the two primary GHG (carbon dioxide and methane) in the SLiNG-GHG model’s national Reference case, the study finds the contribution of methane emissions to total GHG emissions is a majority (more than 50%) under both GWP100 and GWP20 for Gates 1 and 2 and is a significant contributor when considering Gate 3. Similarly, use of the SLiNG-GHG model results can be explored to illuminate the contribution of individual emissions sources to the total carbon footprint at any boundary. Figure ES-19 illustrates the contribution of key emissions sources at each stage of the NGSC. This result underscores the need to monitor, measure, and mitigate methane emissions across the supply chain.

Carbon dioxide is the predominant life cycle GHG contributor when framed in the context of long-term mitigation, especially in the liquefaction, processing, shipping, and transmission segments. Therefore, targeted mitigation actions

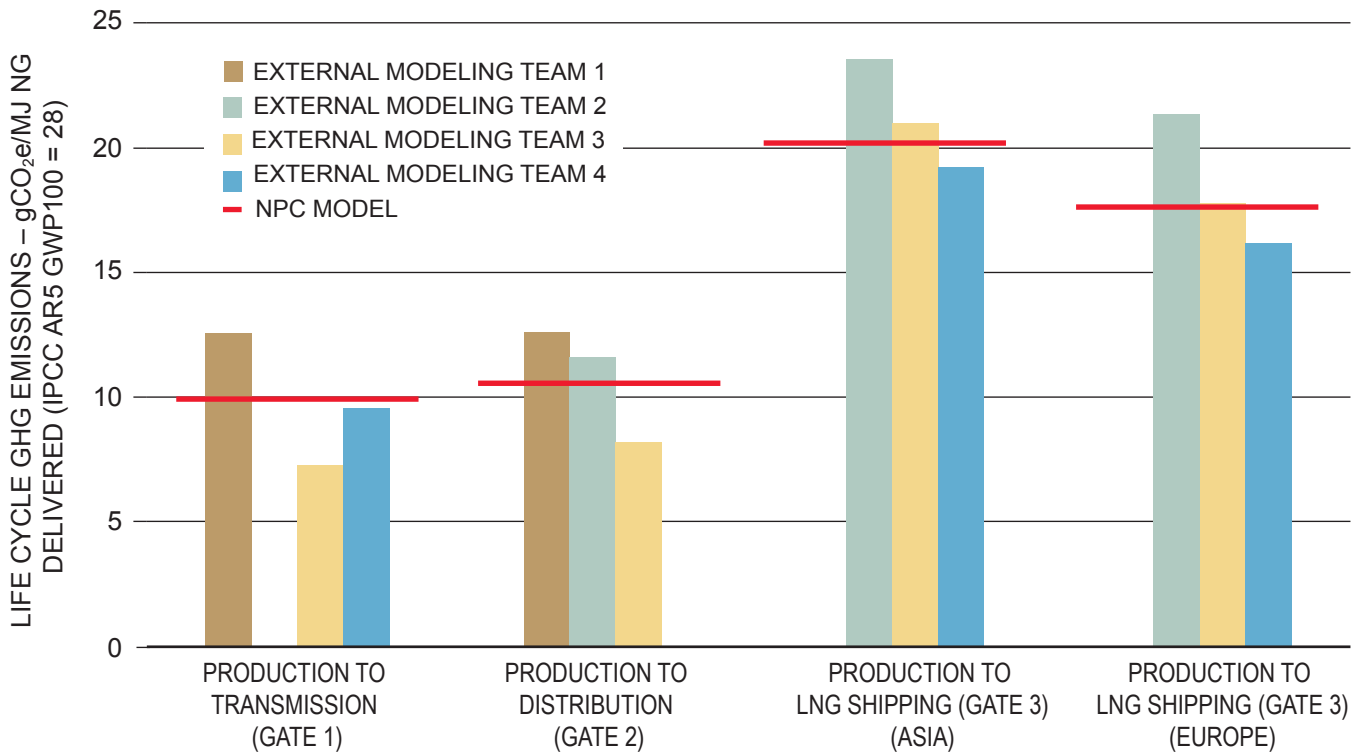


Figure ES-18. Comparison of SLiNG-GHG Model Results with External Modeling Teams

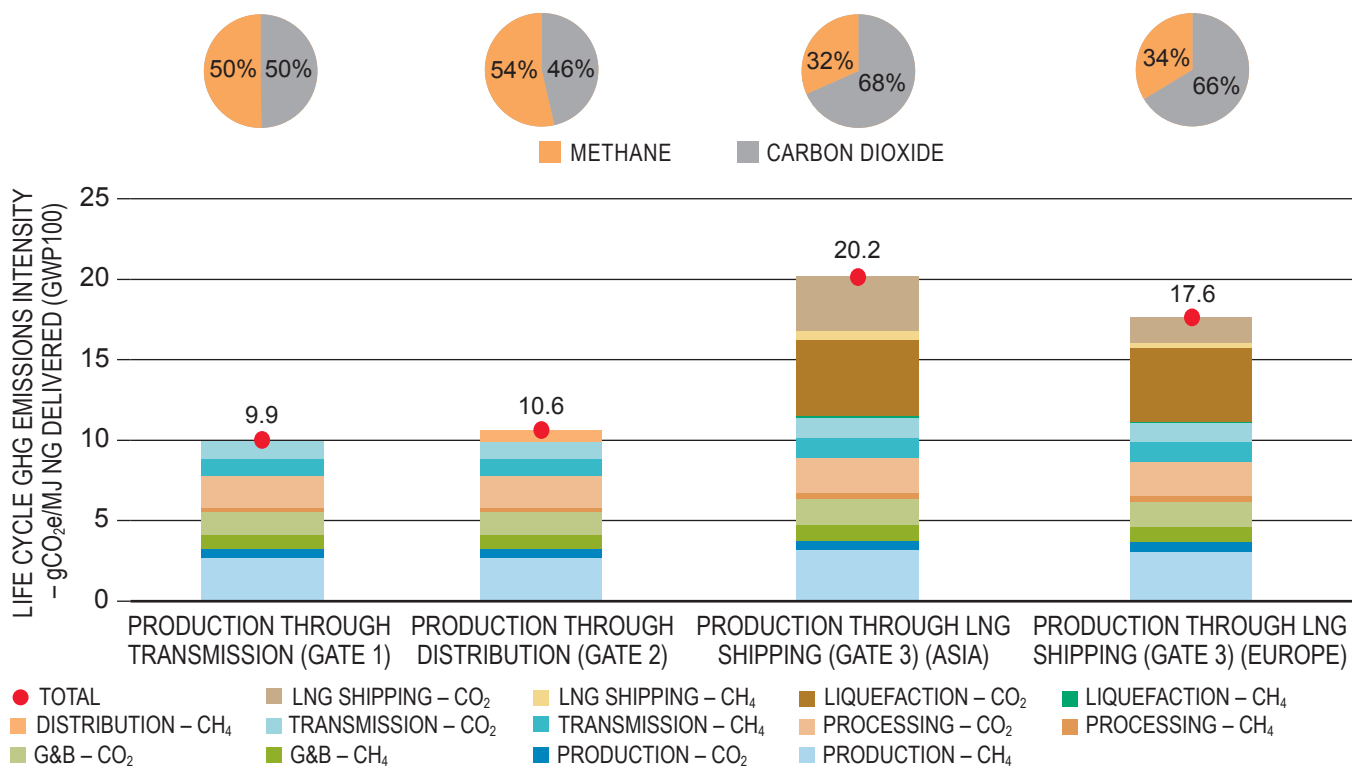


Figure ES-19. SLiNG-GHG Model Contribution Analysis by Stage and GHG

such as electrification of gas-driven combustion sources, CCS, reduced flaring, improvements in prime-mover efficiencies, etc. can support greater GHG reductions.

D. Pathway Analysis

The SLiNG-GHG model was used to assess the life cycle GHG emissions intensity of U.S. natural gas supply chains under three future emissions reduction pathways defined by the NPC in this study considering U.S. actions on its domestic supply chains.⁵⁴ The values for KMIs for these pathways were defined by the LCA researchers and industry subject matter experts to represent the combination of future policies, voluntary

actions, and technology improvements assumed for each pathway.⁵⁵ Figure ES-20 summarizes the model results for the NPC-defined future pathways.⁵⁶ Relative to the Reference case, GHG emissions intensities would be expected to decrease by about 40% for Gates 1 and 2 and by about 25% for Gate 3 by 2030. In the most ambitious reduction pathways modeled, GHG emissions intensities would be expected to decrease by 70 to 80% by 2050.

Across all boundaries and pathways, the study future emissions reduction pathways were found to yield between 66 to 72% reduction in life cycle methane intensities with modest reductions (2 to 5%) in carbon dioxide intensities by 2030. This is a function of the assumptions defining the 2030 pathway scenario in which significant reductions in methane are anticipated to meet a suite of methane regulations, including the IRA methane

⁵⁴ The reductions anticipated in the shipping sector through IMO's 2023 GHG strategy, the EU regulations covering the shipping sector through the EU Emissions Trading System, and proposed FuelEU maritime standards are not considered here. IMO's 2023 GHG strategy aims to reduce the carbon intensity of international shipping by 40% by 2030 relative to 2008 and the uptake of zero or near-zero technologies to cover 5% of the energy used. FuelEU Maritime standards aims to reduce the GHG intensity on a well-to-wake basis, starting with 2% reduction compared to a 2020 average baseline and reaching a reduction goal of 80% by 2050.

⁵⁵ Assumptions and the default values of the KMIs used for the assessing the pathways is included in Appendix E.

⁵⁶ Results under GWP20 are available in Chapter 4.

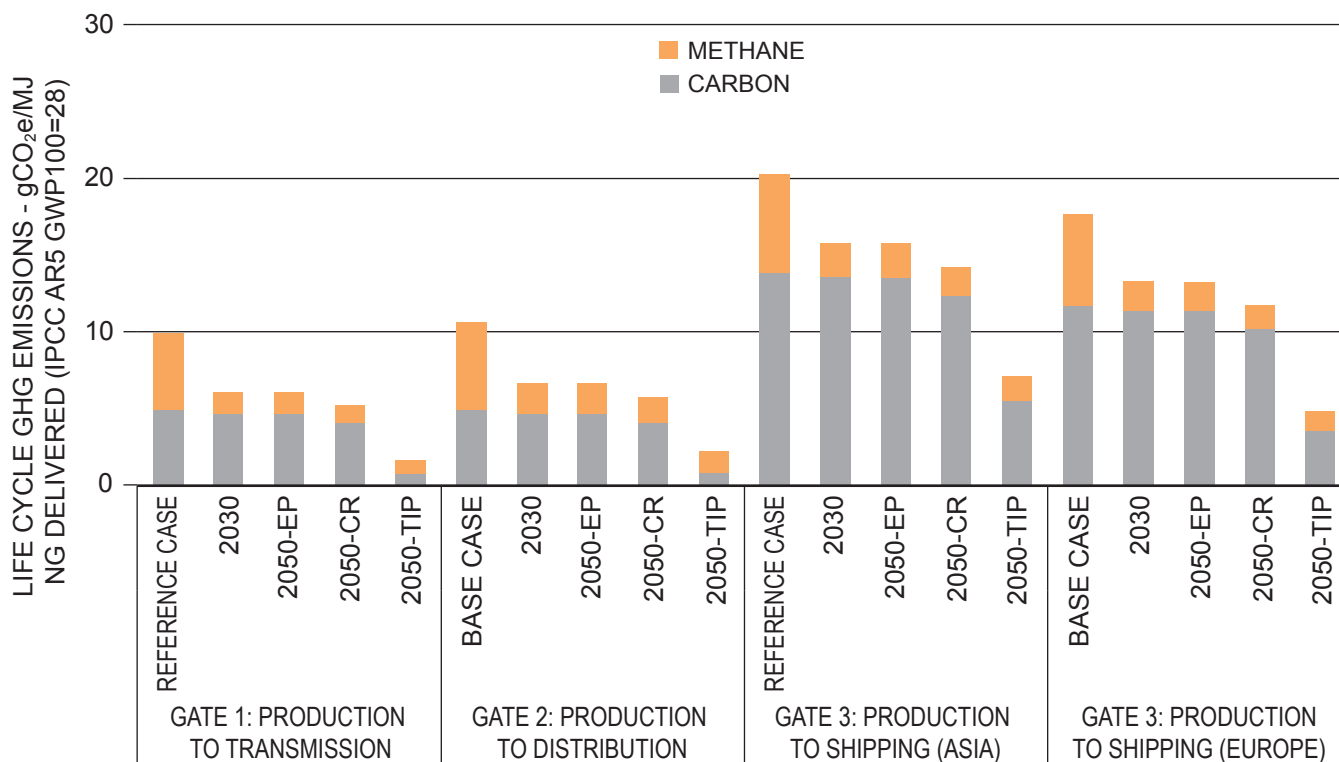


Figure ES-20. SLiNG-GHG Model Results for NPC-Defined Pathways

fee, but little reductions in carbon dioxide outside of decreased flaring are anticipated.

Under the TIP future emissions reduction pathways by 2050, methane intensity reductions of about 74 to 81% are estimated to be achieved across all boundaries in addition to 28% reductions in CO₂ intensities for domestic NGSCs and 37 to 43% CO₂ intensity reductions in the LNG supply chains considered in this study. This is because in the 2050 TIP Pathway, methane emissions reductions continue to play a significant role along with electrification of some gathering and boosting facilities and transmission compressor stations as well as carbon capture and storage at LNG liquefaction plants.

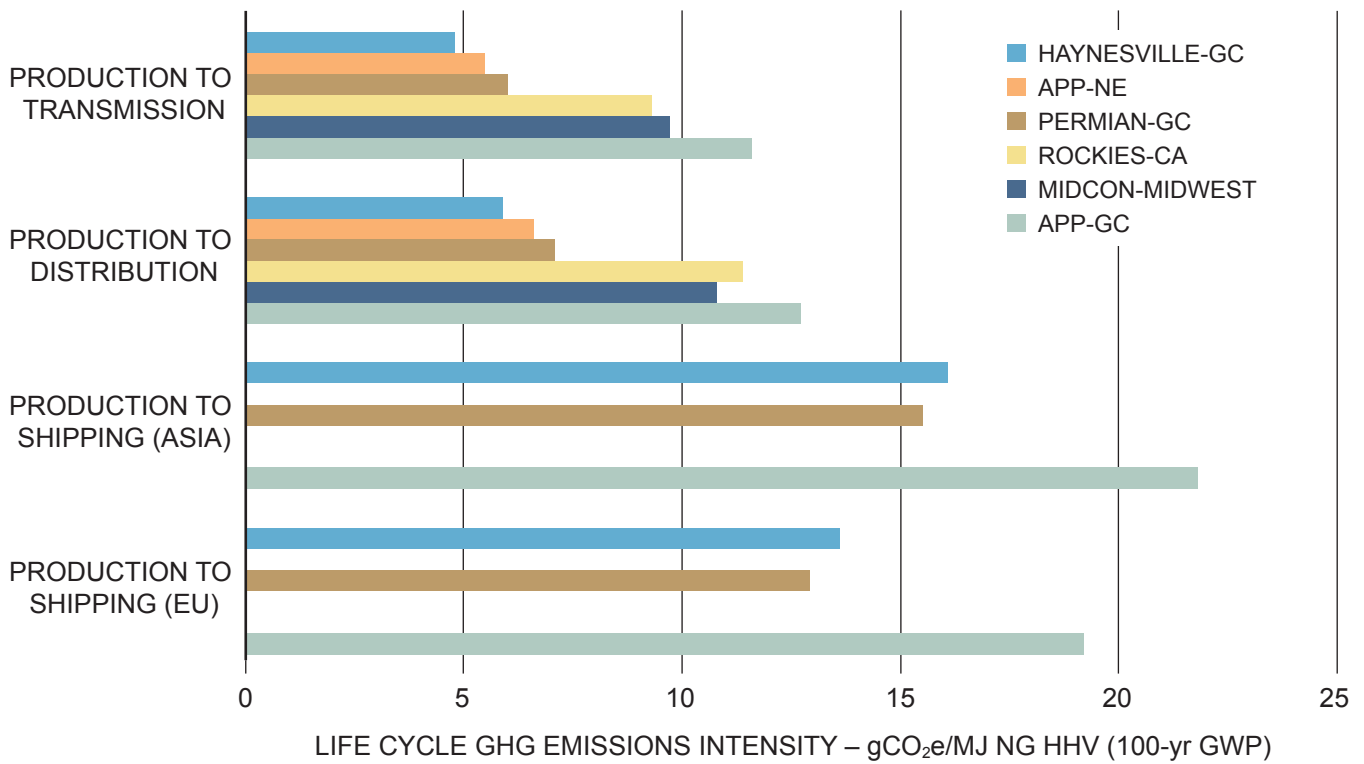
Most publicly available life cycle GHG emissions models have been parameterized at the national level, with model input values identified to be representative of overall U.S. oil and gas operations. The study used the SLiNG-GHG model to assess the variability in GHG emissions intensities of specific supply chains under the Reference case. The supply chain scenarios

considered in this study included: Appalachia to Northeast, Appalachia to Gulf Coast, Haynesville to Gulf Coast, Midcontinent to Midwest, Permian to Gulf Coast, and Rockies to West Coast. Starting with the U.S. national Reference case set of inputs for each supply chain, adjustments to the KMIs of the SLiNG-GHG model were made to best represent these regional supply chains with publicly available data under specific pathways.⁵⁷ As illustrated in Figure ES-21, there is variation in the GHG emissions intensities between supply chains.

Relative to the national averages, supply chain results are estimated to range from 50% lower to 20% higher for Gates 1 and 2 and 40% lower to 15% higher for Gate 3.⁵⁸ Figure ES-22 illustrates the “drill-down” on key emissions sources contributing to the GHG emissions intensities in

57 The default KMIs used and assumptions on data sources for each supply chain are provided in Appendix E. Default methane KMIs leverage U.S. EPA’s GHGRP.

58 Note that only the Gulf Coast supply chains were estimated on the production through shipping boundary, as the majority of U.S. LNG is exported from the Gulf Coast.



Note: Results under GWP20 are available in Chapter 4. Appalachia (APP), Gulf Coast (GC), Northeast (NE), High Heating Value (HHV).

Figure ES-21. SLiNG-GHG Model Results for Various NPC-Defined Supply Chains

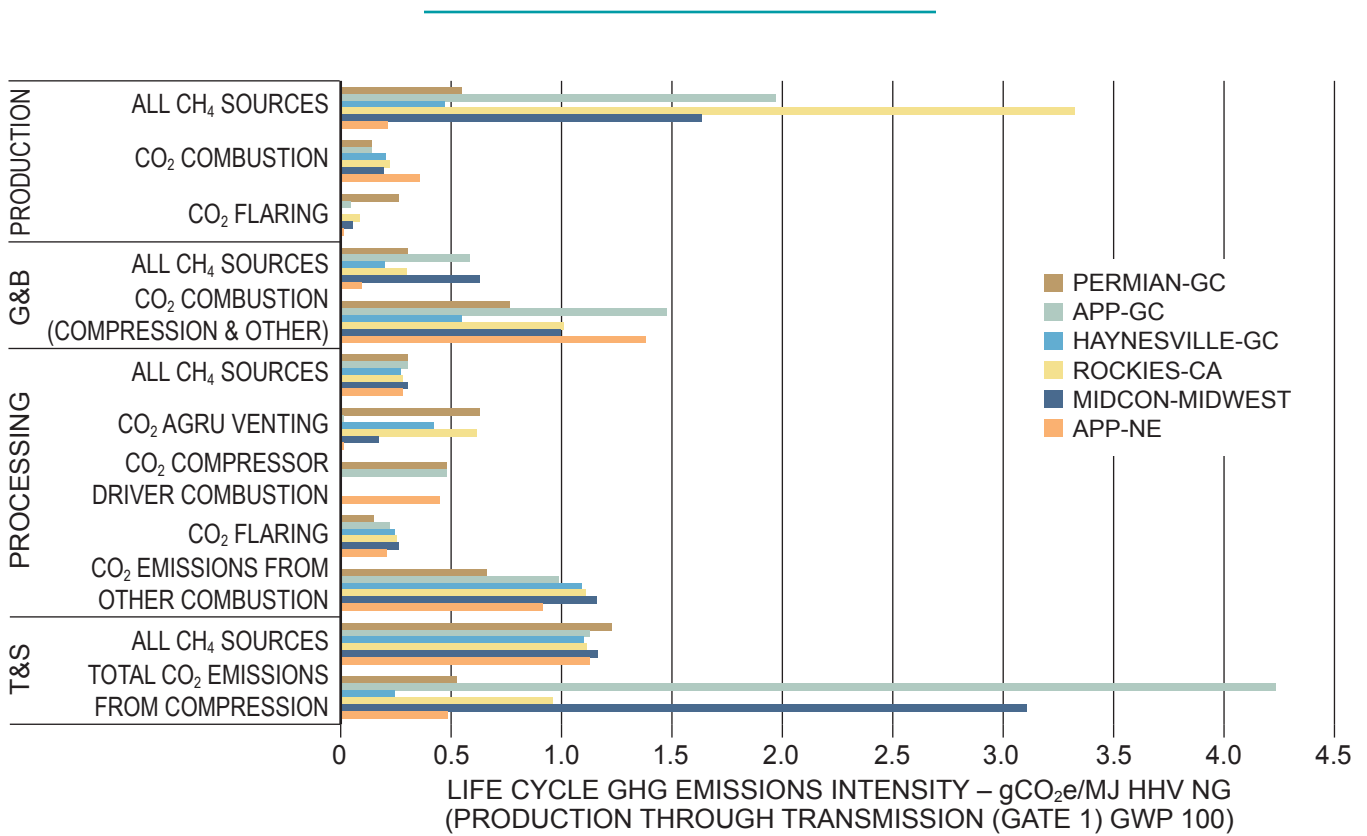


Figure ES-22. Drill-Down of SLiNG-GHG Model Results for Key Emissions Sources from NPC-Defined Supply Chains

different supply chains. Methane emissions are a key contributor to the intensities for the Rockies to California supply chain, while CO₂ emissions from compressor stations in transporting gas from Appalachia to the Gulf Coast (due to larger transmission distances and therefore more compression needed for the gas to move from the production basin to end use) negates the relatively lower methane intensity of the Appalachian Basin. The analysis also shows that CO₂ from flaring and midstream activities may be significant contributors to the GHG emissions intensities for the Permian to Gulf Coast supply chain. This illustrates the capabilities of LCA tools to provide a holistic review of various supply chain GHG emissions intensities and develop bespoke mitigation options.

While the SLiNG-GHG model's flexibility allows the user to modify the KMI input values to represent different scenarios, such as the six supply chains analyzed in this study, the quality of data used as an input into an LCA study is a critical component to be considered when assessing the results of a study. The greater the use of supply chain-specific inputs into the LCA model, the better the representation of the supply chain GHG emissions intensity. On the other hand, models using "national average" data may be suitable for studies focusing on the performance of the U.S. natural gas system, without offering specific insights into potential reductions in emissions. Furthermore, past policies and voluntary initiatives did not require subnational or supply chain-specific differentiation. Geospatial emissions and operational datasets for use as KMIs for NGSCs are currently available in a limited context and are maintained by state regulatory agencies or the private sector. However, these datasets are not harmonized and are not readily usable in the context of geospatial LCAs that are necessary to fully assess the differences in GHG emissions intensities for various supply chains. Regarding data inventory selection and sources, the individuals conducting the LCA will require a level of subject knowledge and expertise to assess the relevance of the data selected for use in the study.

FINDING: The NPC's life cycle assessment model, SLiNG-GHG, can be used to conduct contribution analyses to assess the impacts

of emissions sources and individual GHGs and potential mitigation opportunities in each stage of the natural gas supply chain.

RECOMMENDATION: INDUSTRY LEVERAGES LCAs TO CONDUCT CONTRIBUTION ANALYSES

The NPC recommends the use of life cycle assessments, including the SLiNG-GHG model, by relevant stakeholders to conduct contribution analysis of each GHG to screen the impact of potential mitigation opportunities in each stage of the natural gas supply chain.

The NPC recommends the use of life cycle assessments to assess the GHG intensities of different supply chains and pathways. The NPC recommends that DOE sponsor research to develop measurement-informed, geospatial life cycle assessment tools that make use of ongoing and future availability of highly resolved geospatial GHG emissions datasets across the U.S. oil and gas supply chain.

Recent LCA studies^{59,60} that incorporated methane emissions measurements in a limited manner indicate life cycle GHG emissions intensities from well to gate can have material differences in emissions intensities relative to using national default factors from conventional inventory programs such as the GHGRP. Furthermore, resource characteristics, operational practices, and the regulatory environment vary across the U.S., resulting in significant differences in methane emissions by operator, state, and basin.

Interpreting measurements, including uncertainties associated with measurements conducted at different spatial and temporal scales, to each unit process or KMI within the context of process-based LCA frameworks is challenging. In addition

59 Rai, S., Littlefield, J.A., Roman-White, S.A., Zaines, G., Cooney, G., and Skone, T. "Industry Partnerships & Their Role in Reducing Natural Gas Supply Chain Greenhouse Gas Emissions – Phase 2." OSTI OAI (U.S. Department of Energy Office of Scientific and Technical Information). February 12, 2021. <https://doi.org/10.2172/1647225>.

60 Roman-White, S.A., Littlefield, J.A., Fleury, K.G., Allen, D.T., Balcombe, P., Konschnik, K.E., Ewing, J., Ross, G.B., and George, F. 2021. "LNG Supply Chains: A Supplier-Specific Life-Cycle Assessment for Improved Emission Accounting." *ACS Sustainable Chemistry & Engineering* 9 (32): 10857–67. <https://doi.org/10.1021/acssuschemeng.1c03307>.

to the spatial and temporal boundary matching challenges, allocating observed emissions to different product streams requires knowledge of production or throughput volumes and resource composition at the time of measurement. This creates emissions estimates in different studies that are not directly comparable. Thus, reporting standards must be established to enable use of measurement data to develop life cycle inventories.

Further, top-down measurement studies often do not report uncertainty ranges for KMIs for use in LCAs. Public policy and regulations such as the GHGRP typically use a single datapoint (e.g., emissions factors for methane and CO₂ sources) to represent national or regional averages without uncertainty ranges. In Chapter 3, this study found wide ranges of uncertainty in measurements of methane emissions across technology platforms. Uncertainty should be reported with any results of an LCA model.

E. Sensitivity Analysis

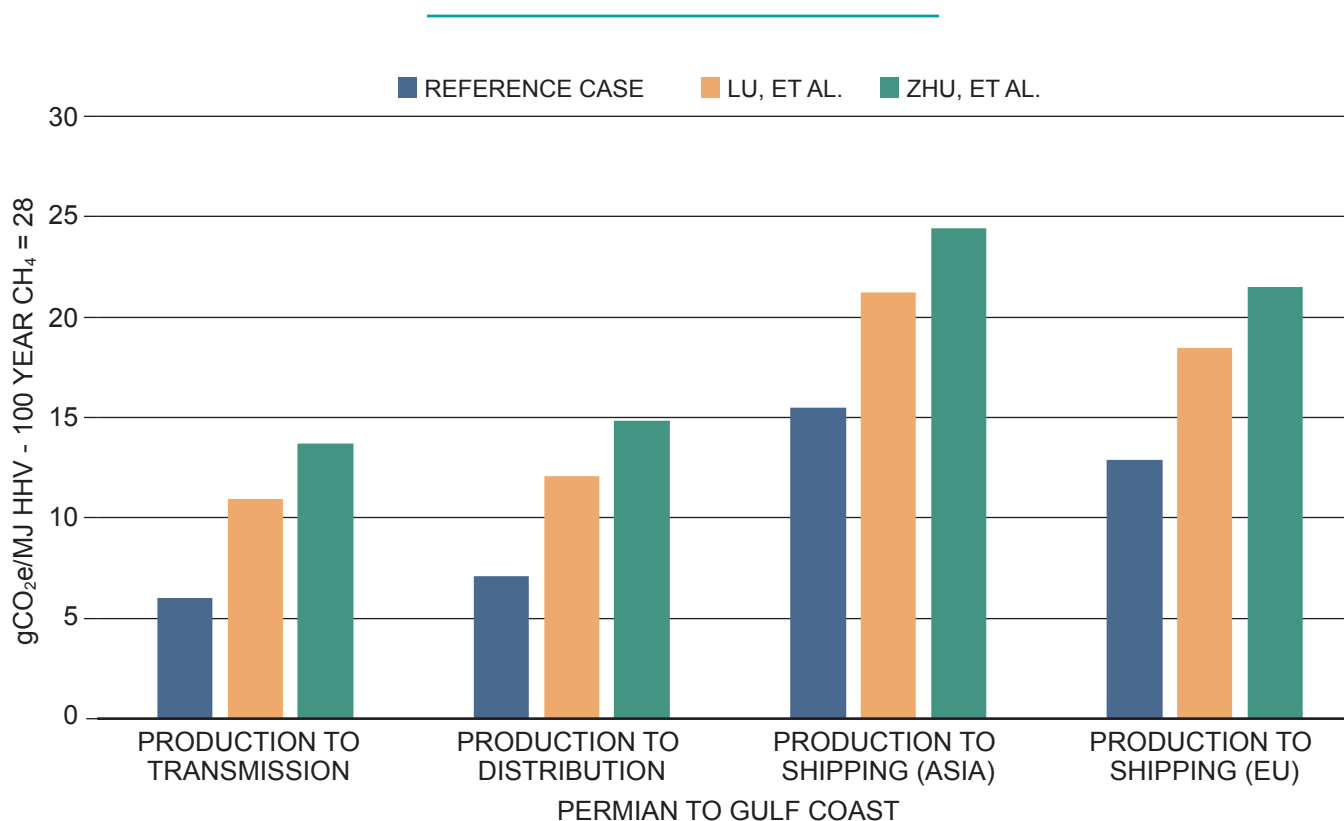
The SLiNG-GHG model developed in this study employs central estimates for methane from har-

monization of relevant studies and uses GHGRP data as default methane KMIs for various supply chains evaluated in this study. Similarly, the sensitivity analysis used in this work employs basinwide-allocated methane intensity estimates without uncertainty ranges due to limitations related to primary data sources.

The default methane KMIs employed in the Permian to Gulf Coast supply chain Reference case in the SLiNG-GHG model were compared to two cases,^{61,62} developed using empirically derived methane KMIs representative of the Permian to Gulf Coast supply chains (Figure ES-23) for the three boundaries considered in this study. Results suggest that a replacement of nationally

61 Lu, X., Jacob, D.J., Zhang, Y., Shen, L., Sulprizio, M.P., Maa-sackers, J.D., Varon, D.J., et al. 2023. "Observation-Derived 2010-2019 Trends in Methane Emissions and Intensities from US Oil and Gas Fields Tied to Activity Metrics." *Proceedings of the National Academy of Sciences (PNAS)* 120 (17). <https://doi.org/10.1073/pnas.2217900120>.

62 Zhu, Y., Allen, D.T., Ravikumar, A. "Geospatial Life Cycle Analysis of Greenhouse Gas Emissions from US Liquefied Natural Gas Supply Chains." *ChemRxiv*. 2024; doi:10.26434/chemrxiv-2024-9v8dw.



Source: Lu et al., <https://doi.org/10.1073/pnas.2217900120>; Zhu et al., <https://doi.org/10.26434/chemrxiv-2024-9v8dw>.

Figure ES-23. Permian to Gulf Coast Sensitivity Analysis

representative default model input data with selected national or regional measurement data could affect understanding of estimated life cycle GHG emissions.⁶³

While exact impact varies, both sensitivity case studies suggest that the use of empirical data for methane has a greater impact on life cycle GHG emissions intensity for some geographies relative to others, a finding that would need more evidence from other regions to corroborate. With upcoming state and federal policies to address methane emissions from the oil and gas sector, the NPC study finds that methane emissions are expected to decline significantly over the next several years. Tracking progress on mitigation on a supply chain basis requires timely, measurement-informed, and accurate emissions inventories at high spatial resolution. This is consistent with the DOE's goals in its proposed MMRV framework⁶⁴ and expectations surrounding collecting and reporting GHG emissions data, including the value of measurement data. Methane intensities from peer-reviewed or high-quality measurement studies may be incorporated into the SLiNG-GHG model. They should have sufficient spatial and temporal resolution to allow for appropriate integration (e.g., coproduct allocation between oil and gas products, measurement boundaries), and geospatial and operational datasets should be generated in a manner that allows for development of inputs as replacements of the default values in the SLiNG-GHG model. While there is less uncertainty of CO₂ emissions relative to methane emissions across the supply chain, there is a need for improved measurement-informed or empirical datasets.

FINDING: There is limited integration of measurement-informed datasets in life cycle assessments (LCAs). Integrating measurements into LCAs is challenging. Sensitivity analyses employing methane emissions data

63 Full comparison of the results from the SLiNG GHG model using default methane KMIs and using the measurement-informed methane KMIs from both Lu et al., and Zhu et al., are presented in Chapter 4.

64 U.S. DOE, Office of Fossil Energy and Carbon Management. "Greenhouse Gas Supply Chain Emissions Measurement, Monitoring, Reporting, Verification Framework." <https://www.energy.gov/fecm/greenhouse-gas-supply-chain-emissions-measurement-monitoring-reporting-verification-framework>.

from two top-down measurement studies reinforce the versatility of the SLiNG-GHG model and the need for empirical datasets for use in LCA models. Establishing a global differentiated natural gas framework through a common measurement, monitoring, reporting, and verification (MMRV) program requires the ability to verifiably distinguish emissions across different global natural gas supply chains, a goal that the SLiNG-GHG model could support.

RECOMMENDATION: DOE INTEGRATES MEASUREMENT DATA INTO LCAs

The NPC recommends that DOE sponsor the creation of a multistakeholder expert advisory group to meet periodically and create recommendations on integrating GHG emissions measurement data from multiple technologies across the natural gas supply chain into conventional life cycle assessment frameworks. Additional recommendations on the leadership, organization, and content of the guidelines are summarized in Appendix E.

F. Harmonization of LCAs

Harmonization (systematic review and meta-analysis) of recently published LCAs of natural gas allows for a higher degree of transparency and comparability of their estimates of the carbon footprint of natural gas. Moreover, it reduces uncertainty associated with estimates in the literature, and better informs policymaking and research decisions. This process ensures consistency across studies and forms an initial set of minimum requirements for future natural gas LCAs. The SLiNG-GHG model's KMIs reflect the most-influential parameters identified through the harmonization process. As supply chains evolve to reduce emissions, the importance of these parameters may change. Future LCAs should conduct a materiality assessment of key emissions sources in each stage of the supply chain and assess against the default 24 emissions sources recommended by the NPC in the SLiNG-GHG model. When evaluating LCA results, users are encouraged to review the harmonization process adopted in this study and assess results from such studies against

the National Academies of Sciences, Engineering, and Medicine (NASEM) six pillars. The NASEM pillars follow, and alignment of the SLiNG-GHG model to the NASEM pillars is comprehensively covered in Chapter 4.

- Six NASEM Pillars: Usability and timeliness, Information transparency, Evaluation and validation, Completeness, Inclusivity, Communication.

The SLiNG-GHG model aligns with five out of the six NASEM pillars—all but “completeness” by nature of alignment to the scope of the NPC study excluding emissions associated with end use of natural gas. Users should recognize this limitation and ensure that a streamlined model is appropriate for their use case. The SLiNG-GHG model’s capability to allow for input of user-defined KMI values allows stakeholders to incorporate measurement-informed datasets relevant to their specific facilities in their specific region or country, thereby further improving the accuracy and usability of the model.

FINDING: Evaluation of GHG emissions data presented in natural gas life cycle assessment (LCA) studies can be enhanced by the harmonization process presented in this study and the use of six pillars recommended by the National Academies of Sciences, Engineering, and Medicine (NASEM).⁶⁵ Harmonization can illuminate the challenges with current LCA practices and provide useful guidance to improve LCA methodologies and ensure consistency.

RECOMMENDATION: STAKEHOLDERS USE LCA HARMONIZATION AND DOE PUBLISH BEST PRACTICE GUIDELINES

The NPC recommends that when evaluating LCA results from other studies or work, users are encouraged to review the harmonization process adopted in this study and assess results

⁶⁵ National Academies of Sciences, Engineering, and Medicine. 2022. “Development of a Framework for Evaluating Global Greenhouse Gas Emissions Information for Decision Making.” <https://www.nationalacademies.org/our-work/development-of-a-framework-for-evaluating-global-greenhouse-gas-emissions-information-for-decision-making>.

from such studies the six pillars recommend by the National Academies of Sciences, Engineering, and Medicine.

The NPC recommends that DOE initiate and publish best practice guidelines for conducting natural gas life cycle assessments, incorporating these recommendations.

THEME 7: INTEGRATED ANALYTICS AND TRADE-OFFS

Evaluating the complex trade-offs involved in reducing GHG emissions in the natural gas supply chain through 2050.

Chapter 5 evaluates the feasibility and effectiveness of different approaches—individually and in combination—to reduce and/or offset GHG emissions across the existing and evolving NGSC. The NPC study identified two paradigms for the delivery of GHG emissions reductions: command-and-control regulations, and market-based mechanisms. Command-and-control regulations specify or prohibit certain activities and technologies, and the ability to reduce cost is constrained by the specificity of the regulation. Market-based mechanisms seek to encourage flexibility in emissions reduction methods by providing various incentives for operators to reduce GHG emissions at the lowest cost or greatest value. Both will be needed in different circumstances. Beyond the expected methane and carbon dioxide reductions of the EP Pathway, remaining emissions will need to be addressed with durable policy formation, including through regulatory harmonization, introduction of market mechanisms, and further technology deployment. This can be enhanced and supported through industry coordination and international diplomatic efforts.

A. Durable Policy

One of the key pieces that will enable change is the creation of durable policy, including the harmonization of natural gas GHG emissions policy, legislation, and regulation across multiple agencies with authority for different parts of supply chains.

Despite this record of significant energy systems change, the U.S. has not previously undertaken an intentional policy effort to drive transition to new fuels or technologies.^{66,67} Yet society has decided to reduce impacts of its energy choices, including GHG emissions, and, most recently, reduce disproportionate impacts on disadvantaged communities. To effectively deliver this outcome, policy addressing GHG emissions in natural gas supply chains will need to be durable, meaning it will endure beyond changing political climates, economic fluctuations, and societal shifts. Durable policies are marked by their adaptability and capacity to address evolving challenges without the need for constant reform.⁶⁸

Durable policy refers to a set of guidelines, regulations, or principles developed and implemented by governments, institutions, or organizations that exhibit resilience and effectiveness over time. These characteristics include:

- **Relevance and flexibility:** Durable policies include mechanisms for periodic review and adjustment to ensure ongoing suitability.
- **Stakeholder engagement:** To remain durable, policies must engage stakeholders from diverse backgrounds, interests, and expertise.
- **Evidence based:** Durable policies are rooted in evidence and thorough analysis and will also evolve in a continuous cycle of adaptive management.
- **Political consensus:** When policies have bipartisan or multipartisan support, they are less likely to face reversals when leadership changes, promoting long-term stability.
- **Transparency and accountability:** Durable policies build in mechanisms for accountability,

allowing for scrutiny and assessment of societal impact.

- **Balanced objectives:** While addressing immediate concerns, durable policies also consider the potential consequences and benefits in the future, making them sustainable as challenges evolve.
- **Continual evaluation:** A durable policy is subject to regular evaluation and assessment and incorporates feedback mechanisms.
- **Economic considerations:** To ensure policies remain durable, considerations should be made for economic impacts and trade-offs. Policies that anticipate the relevant costs and benefits from their implementation are more likely to gain lasting support.

There are multiple benefits from the use of durable policy best practices, including:

- **Stability and predictability:** Durable policies provide stability in governance and the business environment, which allows individuals and businesses to plan and invest in GHG emissions mitigations with confidence.
- **Economic growth:** Durable policies provide clarity and confidence for businesses to make investments, promote economic growth, and create job opportunities.
- **Public trust:** Policies that stand the test of time foster public trust in the government or organization responsible for their implementation.
- **Effective governance:** Governments that prioritize durable policies can focus on implementing and enforcing those policies, rather than engaging in policy reversals or rewrites.

FINDING: As the federal government and states further advance policies to address GHG emissions in natural gas supply chains, the durability of such policies will directly impact the success of these policies. The implementation of durable policies will provide for a stable and predictable environment to enable long-term investments, strengthen public trust and acceptance, and to incentivize further innovation in emissions reduction practices and the deployment of new technologies.

66 TK S&P Global, Commodity Insights. “Wild West or Emerging Market? Certified Natural Gas Gains Steam in the US.” Platts Future Energy Outlooks Special Report podcast. May 12, 2023. <https://www.spglobal.com/commodityinsights/en/market-insights/podcasts/platts-future-energy>.

67 Carlson, Ann E. and Robert W. Fri 2013. “Designing a Durable Energy Policy.” *Daedalus*. Vol. 142 (1). p. 121. <https://www.jstor.org/stable/pdf/43297306.pdf>.

68 See Chapter 8, “Policy Durability and Adaptability,” in *Limiting the Magnitude of Future Climate Change*. Washington, D.C.: National Academies Press. 2011. <https://nap.nationalacademies.org/read/12785/chapter/10>.

RECOMMENDATION: GOVERNMENTS DESIGN DURABLE POLICY

As the federal government and states advance policymaking on GHG emissions in natural gas supply chains, they seek to design policy in a durable way.

B. Harmonization of Policy/ Regulatory Efforts

The administration has mobilized a “whole of government” approach to GHG emissions reduction,⁶⁹ including for the natural gas sector; this has resulted in related but different regulatory efforts, some of which remain in draft or proposal form as of completion of this study. There are several opportunities for this interagency cooperation. An advanced technology approach approved by EPA in the final New Source Reporting Standard (NSPS) rulemaking should be an allowed compliance approach in other federal rules. For example, BLM’s proposed rule incorporates “relevant advances in technology” as a factor for “reasonable measures to prevent waste.” With performance standards appropriate for quantification of methane emissions, the NSPS approval process could also be relied on for Subpart W reporting and the methane emissions waste charge. The proposed PHMSA rulemaking also addresses an advanced technology approval approach. This could be done jointly with EPA’s NSPS approval process to minimize duplication of technologies used in the midstream that could already be approved approaches under EPA’s NSPS rule. To date, there is limited evidence to suggest that such interagency coordination is occurring, as each agency is working to finalize their individual rules. The White House Methane Task Force⁷⁰ that was established by the Biden administration could work to promote coordination and innovation for emerging technology and to incorporate the experience of the natural gas industry in effective and useful deployment.

⁶⁹ The White House. National Climate Task Force. n.d. <https://www.whitehouse.gov/climate/>.

⁷⁰ The White House. White House Methane Task Force. Started July 2023. <https://www.whitehouse.gov/briefing-room/statements-releases/2023/07/26/fact-sheet-biden-harris-administration-hosts-white-house-methane-summit-to-tackle-dangerous-climate-pollution-while-creating-good-paying-jobs-and-protecting-community-health/>.

FINDING: There is opportunity for the federal departments and agencies regulating methane emissions to harmonize measurement, methane controls, and policies by coordinating requirements across these rules while complying with individual agency limitations by statutory authority. This could accelerate the deployment of methane detection and measurement, reduce compliance costs, minimize duplicative compliance and reporting requirements, and improve the comparability and accuracy of data across programs.

RECOMMENDATION: GOVERNMENTS HARMONIZE REPORTING, CONTROL, AND TECHNOLOGY REQUIREMENTS

The NPC recommends the White House Methane Task Force work with federal departments regulating methane emissions to harmonize emissions reporting, control requirements, and technology approvals for methane detection and measurement.

This harmonization approach applies across the suite of proposed federal rules, methane controls, and policies by coordinating requirements across these rules to accelerate the deployment of methane measurement, reduce compliance costs, and minimize duplicative compliance and reporting requirements. If new methane regulations are included in other sectors of the economy, many technologies developed and used for methane detection and mitigation in the oil and gas sector would be applicable to other major methane generating sectors like agriculture and coal mining.

C. Market Mechanisms

Beyond rules, controls, and policies, market mechanisms are another important way to influence commodity businesses. Market mechanisms include GHG emissions intensity standards, carbon pricing mechanisms, valuation of emissions reductions, supply incentives, and demand incentives. These types of mechanisms have been applied across a wide range of jurisdictions and have been demonstrated to succeed at their intended goals under a range of conditions, though trade-offs

exist between the selection of specific market mechanisms.

The primary characteristics of market mechanisms are that they provide a financial input to decision-making—either an incentive-lowering cost or a benefit to value creation. The vast majority of the NGSC elements are operated by for-profit entities (publicly traded, privately owned, and Tribal corporations and funds), and their primary metrics are financial in nature.

FINDING: Multiple examples of market-based mechanisms exist that have been demonstrated to effectively incentivize GHG emissions reductions.

RECOMMENDATION: GOVERNMENTS EVALUATE MARKET MECHANISM OPTIONS

The NPC recommends federal and state governments adopt market-based mechanisms that recognize the contributions of and generate incentives for investments in GHG emissions reduction across natural gas supply chains. Market-based mechanisms should focus on implementing economy-wide or sector-based approaches that can be more efficient and effective at addressing GHG emissions than narrow, industry-specific mechanisms.

D. Differentiated, Assured, Certified Gas

Some natural gas buyers and end users have expressed an interest in purchasing certified gas products for a variety of reasons, including improved assurance around Scope 3 emissions within their supply chain for tracking progress on corporate net zero goals or potentially for access to tax credits or import markers that may require such information in the future. Many of the transactions among sellers, marketers, and buyers are currently individual bilateral agreements and are considered private competitive information; therefore, tracking the actual value in the marketplace is largely unavailable currently. Trading platforms and marketplaces are attempting to provide pricing benchmarks, and the range of value for the Methane Performance Certificate, one option on the market, was between one and

five cents per MMBtu in 2022 based on data from Platts.⁷¹ The North American Energy Standards Board developed a Certified Gas Addendum for its base contract for increased transactability in the certified gas market.

FINDING: Today there are few regulatory or other policy structures in place that enable the passthrough of incremental value associated with lower GHG emissions intensity natural gas. While certified markets have grown, they are limited in scale.

RECOMMENDATION: GOVERNMENTS PROVIDE DIFFERENTIATED STANDARDS

The NPC recommends standards-setting bodies develop mechanisms to enable utilities, gas marketers, and consumers of natural gas to differentiate lower GHG intensity natural gas, specifically providing recognized standards, frameworks, and metrics for buyers and sellers to incorporate into gas transaction contracts. These standards should be measurement based where feasible.

While methane emissions across natural gas supply chains are projected to decline over time, the share of NGSC CO₂ emissions is expected to rise from 34% in 2020 to 60% in 2050 because of increased fuel use across the natural gas supply chain. Reducing these emissions will require a range of technologies, including low GHG emissions intensity electrification, energy efficiency, CCS, and use of low carbon intensity hydrogen within gas supply chains. Many technologies are nascent today or have not been demonstrated in specific applications relevant to NGSCs.

Based on EPA estimates in the U.S. GHG Inventory, the use of natural gas as fuel for compression, heat, and power, including drilling/completion activities, represented ~34% of U.S. NGSC GHG emissions (~150 MMTCO₂e) in 2020. Due to future reductions in methane and flaring

⁷¹ Carlson, Ann E. and Robert W. Fri 2013. “Designing a Durable Energy Policy.” *Daedalus*. Vol. 142 (1). <https://www.jstor.org/stable/pdf/43297306.pdf>.

emissions across the natural gas supply chain, emissions pathways in this NPC study suggest that supply chain natural gas combustion could represent 50 to 60% of emissions in 2030 and 2050. Like current DOE programs supporting research, development, and deployment activities for methane measurement and control technologies, there is an opportunity for DOE to develop a new program to support lower carbon intensity technologies to provide these needed functions in the U.S. natural gas industry.

Technologies to further reduce GHG emissions from natural gas supply chains include electrification with low GHG emissions intensity power, energy efficiency, CCS, and low carbon intensity hydrogen consumption within natural gas supply chains. Many of these technologies are still relatively nascent and lack large-scale demonstration, such as carbon capture and low concentrations or small-scale hydrogen. Others, like electrification and energy efficiency technologies, have been demonstrated, but not in applications relevant to those required in natural gas supply chains. Therefore, more investment in research, development, and demonstration can drive up the maturity of these technologies while reducing their costs.

FINDING: Carbon dioxide is expected to become the more dominant GHG in future natural gas supply chain GHG emissions.

**RECOMMENDATION: GOVERNMENTS
COORDINATE LOW-CARBON RDD&D**

The NPC recommends the federal government coordinate policies and initiatives for low-carbon technology RDD&D and to maximize GHG emissions reductions impacts along the U.S. natural gas supply chain.

Like current DOE programs supporting RDD&D activities for methane measurement and control technologies, there is an opportunity for DOE to develop a new program to support lower carbon intensity technologies to provide these needed functions in the U.S. natural gas industry. For CO₂ abatement, this includes but not is not limited to deploying (parallel struc-

ture) carbon capture and storage in LNG liquefaction, scaling electrified solutions across gas supply chains, and enabling the availability of low-carbon power for relevant natural gas supply chain stages.

U.S. LNG exports have been growing rapidly, and that growth is projected to continue. In 2020 the United States exported an average of 5.4 Bcf/d of natural gas via LNG, which is projected by the EIA to increase to 32.9 Bcf/d by 2050. Given that production growth, CO₂ emissions from LNG production in the United States are projected to increase from 38MT CO₂e in 2020 to 174MT CO₂e in 2050 under the EP Pathway. Under the TIP Pathway, emissions from LNG are projected to be considerably less at 77.4MT CO₂e in 2050, but still more than present.

Globally, the growth of U.S. LNG exports can serve to drive down GHG emissions in importing countries when that natural gas consumption displaces or avoids consumption of other more emissions-intensive energy sources. Those climate benefits from LNG exports can be recognized internationally in multiple ways, including directly for operators through LNG contracts or more broadly through credit mechanisms such as carbon offset credits for companies or Internationally Transferable Mitigation Outcomes between governments. Such mechanisms can help compensate for investments to reduce the GHG emissions intensity of LNG production, including for CCS or adoption of electric drive liquefaction with low-carbon power.

FINDING: The growth in U.S. LNG exports will reduce GHG emissions globally but may result in an increase in U.S. GHG emissions, primarily CO₂.

**RECOMMENDATION: GOVERNMENT
SUPPORTS CONSEQUENTIAL
ANALYSIS**

The NPC recommends the U.S. federal government climate and energy diplomatic efforts work toward standardizing exported products GHG emissions intensity and recognize investments that reduce GHG emissions intensity

of natural gas supply and associated impacts for lower emissions intensity of U.S. exported products, including LNG. As noted earlier, a consequential analysis on net GHG emissions and social impacts in destination countries is recommended.

Reducing emissions from the U.S. natural gas supply chain is a priority that requires collaborative solutions. This study makes recommendations for actions by industry, government, and researchers to reduce GHG emissions in natural gas production, transportation, distribution, and LNG exports.



FINDINGS AND RECOMMENDATIONS

REPORT SUMMARY

KEY FINDING: Abundant, affordable natural gas is the largest source of primary energy production in the United States and will continue to play a crucial role in energy security and an important role in economic security beyond 2050 under all U.S. Energy Information Administration scenarios (noting that EIA does not currently provide a net zero by 2050 scenario as it only recognizes existing policies and regulations).

- Abundant natural gas is the largest source of primary energy production in the United States. Driven by the shale revolution, production, reserves, and resources are at all-time highs.
- The United States has large legacy infrastructure for energy security, reliability, and affordability, connecting producing basins to industrial and consumer end users.
- The buildout of LNG capacity supports global energy security.
- The North American Electric Reliability Corporation found that: Natural gas-fired generators are essential for meeting demand; they are dispatchable at any hour and provide a consistent rated output under a wide range of conditions. However, sufficient natural gas fuel supplies cannot be assured without better reliability measures and the effective coordination between the operators and planners of both electricity and natural gas infrastructures. Ensuring an adequate transmission system requires system planners to consider the broad range of future resource, demand, environmental, and security conditions.

KEY FINDING: Accurate measurement-informed estimates of GHG emissions are critical to achieving U.S. and global emissions reporting and reduction goals.

- Detection technology has progressed rapidly.
- Quantification of detected emissions involves several steps after detection: estimating emissions rates based on atmospheric concentration, estimating the emissions duration, and attribution of emissions sources. These steps can benefit from further research, development, demonstration, and deployment.
- Continued progress in detection and quantification methods should be quickly integrated into regulation and policy.

KEY FINDING: Both methane and carbon dioxide are GHG emissions contributors in natural gas and LNG supply chains. Mitigating methane emissions is a near-term priority, in tandem with accelerating policy and technology efforts regarding carbon dioxide.

- Switching from coal to natural gas for power generation has driven U.S. GHG emissions lower but the natural gas supply chain still produces 33% of methane and 5% of carbon dioxide, totaling 8% of U.S. GHG emissions.
- Significant policy, legislative, and regulatory actions along with market incentives will greatly reduce oil and natural gas methane emissions in the near term.
- As methane emissions decrease over time, EIA projections show carbon dioxide emissions growing in proportion to U.S. natural gas

production, transmission distance, and LNG exports. Policies, regulations, and industry efforts will need to shift to emphasize carbon dioxide reductions.

- To achieve these reductions, companies along the natural gas supply chain need to undertake projects and actions that require permitting that will have societal considerations and impacts. And while operators do engage with stakeholders, communities want to see improvements and wider adoption of best practices.

KEY FINDING: Development and implementation of GHG emissions reduction projects, activities, and policies should avoid or mitigate adverse impacts on communities, particularly the disadvantaged, while maximizing the effectiveness of community benefits that can flow from such actions.

- The NPC *Harnessing Hydrogen* and *Charting the Course* studies collaborated to provide joint findings and recommendations as well as reference documents on the history of environmental justice and community engagement best practices.
- The NPC *Charting the Course* and *Harnessing Hydrogen* studies included, for the first time, dedicated, stand-alone societal considerations and impacts (SCI) task groups that evaluated and integrated community and social aspects into the study analysis, findings, and recommendations.
- Communities that may be impacted by GHG emissions reduction projects, activities, and policies may have concerns based on their unique and local historical experience with natural gas project development and operations. This experience may be informed by environmental justice concerns.
- Community concerns can be better understood and addressed through meaningful engagement. Industry should adopt the proposed community engagement best practices model when appropriate or adapt it as necessary for each situation.
- In general, GHG emissions reductions are sought to address climate change, but there may also be cobenefits of reducing some air pol-

lutants. But as new infrastructure is needed in the reduction efforts, any benefits should be shared more equitably with communities than was done historically.

KEY FINDING: Life cycle assessments (LCAs) are being used to quantify supply chain carbon intensities in the United States and globally.

- The NPC has developed a streamlined LCA model as a tool to help policymakers, industry, and others quantify and analyze the carbon intensity of natural gas quickly and easily along a supply chain. The integration of empirical datasets is a critical next step in improving LCA model estimates.
- The NPC LCA model uses only 22 key metrics (compared to well over 100 for most models) to attribute emissions along a supply chain. Thus, it is not a substitute for a consequential LCA when needing to compare the net GHG emissions impacts from introduction of natural gas or LNG or policies related to energy use in the market.

KEY FINDING: Remaining GHG emissions will need to be addressed with durable policy formation, including regulatory harmonization, acceleration of market mechanisms, and technology deployment and incentives for further technology research, development, demonstration, and deployment at speed and at scale.

- LNG presents advantages for global energy security and emissions reductions, but without mitigation (like carbon capture and storage), it may drive incremental increases in U.S. carbon dioxide emissions in the supply chain.
- There is a need to engage all of industry in solving complex commercial, technical, and operational issues.

**KEY RECOMMENDATION:
PROMOTE U.S. ENERGY AND ECONOMIC SECURITY**

- Federal government should leverage consequential analysis and, through climate and energy diplomatic efforts, work to recognize GHG emissions reduction investments for lower emissions U.S.-exported products, including LNG.

- Industry and government should collaborate to design durable policy.
- The White House Methane Task Force should work with federal agencies to harmonize emissions reporting, control requirements, and technology approvals across the federal government.
- Government should adopt market-based mechanisms focused on economy-wide or broad sector approaches.
- The federal government should engage with the natural gas and electric industries and other stakeholders to address U.S. grid reliability and energy security as part of emissions reduction policy considerations.

**KEY RECOMMENDATION:
PROMOTE SOCIETAL CONSIDERATIONS AND
IMPACTS (SCI) AWARENESS**

- Industry trade organizations should continue to develop specific community-engagement training programs.
- DOE should undertake a comprehensive SCI study on energy development.
- DOE and other agencies should commit investments to address social, environmental, and public health impacts of natural gas supply chain projects and activities.
- DOE should fund research on SCI best practices and community engagement.
- DOE should commission a workforce study focused on the mismatch of current skills versus those skills needed for natural gas supply chain GHG emissions reduction projects.
- Federal and state governments should assess which communities are positively and negatively impacted by natural gas supply chain emissions reduction projects and activities.

**KEY RECOMMENDATION:
INCORPORATE MORE MEASUREMENT INTO
MULTIPLE AREAS OF EMISSIONS MANAGEMENT**

- DOE and EPA should lead a one-year, multi-stakeholder group to develop recommendations on incorporating company-specific, advanced technology measurements into GHGRP Subpart W.

- DOE and EPA should improve the processes for incorporating advanced technology into regulatory requirements.
- DOE should sponsor a multistakeholder expert advisory group to recommend how to integrate measurement data into life cycle assessments.
- Standards-setting bodies should develop mechanisms to differentiate lower GHG emissions intensity natural gas, providing recognized frameworks, standards, and metrics.

**KEY RECOMMENDATION:
ADVANCE DETECTION AND
OTHER TECHNOLOGIES TO ADDRESS
EMISSIONS REDUCTION**

- DOE should undertake new research, development, demonstration, and deployment (RDD&D) focused on technologies to reduce the carbon intensity of energy use in the natural gas supply chain.
- Federal government should coordinate policies for low-carbon technology RDD&D.
- DOE should support emissions detection technology development by creating geographically diverse technology evaluation centers.
- DOE should fund improvement of site/scale data resources and support technological innovations that lead to low-emitting facilities integrated with emissions detection and quantification systems.
- DOE should sponsor multiscale measurement, public-private and global partnerships, and the development of dense networks of meteorological measurement stations and should work with providers and operators to develop consistent data formats.

**KEY RECOMMENDATION:
LEVERAGE LIFE CYCLE ASSESSMENTS
THROUGHOUT THE NATURAL GAS SUPPLY CHAIN**

- Industry and other parties should utilize life cycle assessment harmonization as presented in this study and in alignment with the National Academies of Sciences, Engineering, and Medicine's six pillars, along with published industry best practices.

- Industry should leverage life cycle assessments to conduct contribution analyses along the natural gas supply chain.
- DOE should sponsor research to develop measurement-informed geospatial life cycle assessment tools.
- DOE should support the democratization and use of the NPC-developed life cycle assessment model, Streamlined Life Cycle Assessment of Natural Gas – Greenhouse Gases or “SLiNG-GHG,” as a streamlined and simplified life cycle assessment tool.

**KEY RECOMMENDATION:
EMPLOY ENABLERS TO SUSTAIN CHANGE**

- Industry should dedicate additional resources to analyzing emissions reduction opportunities and to executing those projects.
- Industry trade organizations and state oil and gas associations should fund policy and regulatory education, training, and sharing of best practices.
- DOE should revitalize or start up an organization like the Petroleum Technology Transfer Council.
- Governments should review options for marginal wells, including deduction of GHG emissions reduction investments from state or federal tax or royalty obligations.
- Federal government should advance permitting reform by incentivizing state and local governments, setting a two-year statute of limitations for filing lawsuits, expanding permit agency capacity, and expanding energy corridors along with categorical exclusions on federal lands.

FINDING: Natural gas overtook coal as the largest source of U.S. primary energy production after 2010.

FINDING: U.S. natural gas production, reserves, and resources are at all-time highs.

FINDING: U.S. natural gas scenarios exhibit a wide range of 2050 outcomes.

FINDING: The U.S. NGSC is large and complex and achieving U.S. GHG emissions reduction

goals requires engagement by many types and sizes of companies.

FINDING: Some leak detection and repair programs can be executed at low cost to materially reduce methane emissions. LCOs shared successful cases of implementing audio, visual, olfactory, and practical advanced technology applications.

FINDING: Many LCOs are concerned about emissions and strive to comply with emerging federal regulations but do not have the organizational structure and expertise to interpret complex, sometimes conflicting requirements.

FINDING: In addition, LCOs may not have the staff to address GHG emissions reduction opportunities through emissions measurement tools, facility modifications, operating procedure changes, or evaluation and implementation of new technology.

FINDING: Several participants highlighted the potential for upstream producers and midstream companies, along with regulators, to investigate ways to jointly address GHG emissions by looking more holistically at the entire natural gas supply chain.

**RECOMMENDATION:
INDUSTRY FUNDS EDUCATION AND TRAINING**

The NPC recommends the development of education and best practice sharing programs and materials by local oil and gas associations and state regulators to increase smaller and marginal operator access and understanding of technical, information technology, and operational best practices to detect and reduce GHG emissions.

The NPC recommends revitalizing or starting up an organization in the model of the Petroleum Technology Transfer Council to transfer GHG emissions reduction technology and best practices to smaller and marginal well operators.

**RECOMMENDATION: GOVERNMENTS PROVIDE
EMISSIONS REDUCTION INCENTIVES**

The NPC recommends state and federal governments review options for marginal wells, including

deduction of GHG emissions reduction investments from state or federal taxes or royalty obligations.

FINDING: Natural gas displacing coal reduced U.S. emissions by 532 million metric tons of carbon dioxide, or 65% of the U.S.'s total carbon dioxide reduction from 2005 to 2019.

FINDING: The natural gas supply chain, inclusive of crude oil and natural gas liquids (NGLs), accounts for 8% of overall national net GHG emissions, 33% of methane emissions, and 5% of carbon dioxide emissions.

RECOMMENDATION: INDUSTRY DEDICATES ADDITIONAL RESOURCES

The NPC recommends that companies throughout the natural gas supply chain dedicate additional resources to analyze further GHG emissions reduction opportunities and execute projects that they consider to be cost effective.

FINDING: 2030 Global Methane Pledge: The EP Pathway for this study estimates that reductions associated with a suite of federal regulations will reduce methane emissions from sources in the U.S. GHGI 63% by 2030 and contribute approximately two-thirds of the reductions needed for the United States to contribute a 30% reduction to the Global Methane Pledge.

FINDING: 2030 Total GHG Emissions: The Existing Policies Pathway for this study estimates that emissions reductions within the scope of this study could contribute ~2% (4% relative) of the 50-52% reduction in economy-wide net GHG emissions by 2030, relative to a 2005 baseline, as part of the Paris Agreement's Nationally Determined Contribution for the United States.

FINDING: For all levels of supply and demand, reducing the natural gas supply chain carbon intensity will play an important role in allowing this commodity to contribute to worldwide energy security.

FINDING: Contribution to net zero by 2050: While methane emissions are expected to reduce rapidly, carbon dioxide emissions will increase

through 2050 on the Existing Policies Pathway. The Technology, Innovation, and Policy Pathway estimates methane emissions reduction of more than 70% and carbon dioxide reduction of more than 25% by 2050, which would represent ~3% of all 2005 national GHG emissions.

RECOMMENDATION: GOVERNMENTS ADVANCE PERMIT REFORM

The NPC recommends the administration and/or Congress:

- Incentivize state and local permitting reform and coordination, clarify eminent domain use, direct federal land-management agencies to create national maps of environmental sensitivity and community vulnerability, and use Programmatic Environmental Impact Statements to speed up project permitting.
- Streamline permitting litigation timeline to two years by setting the statute of limitations for filing lawsuits and setting timelines for judicial remands.
- Expand permitting agency capacity by adopting the Federal Permitting Improvement Steering Council recommendations and ensuring adequate staffing resources.
- Expand energy corridors on federal lands and consider categorical exclusions to accelerate infrastructure.

RECOMMENDATION: DOE UNDERTAKES ENERGY EFFICIENCY RDD&D

The NPC recommends the DOE undertake new research, development, demonstration, and deployment (RDD&D) programs that are focused on affordable and reliable technology options that could reduce the carbon intensity of energy use in the natural gas supply chain for compression, heat, and power activities.

FINDING: 2030 Global Methane Pledge: The Existing Policies Pathway for this study estimates that reductions associated with a suite of federal regulations will reduce methane emissions from sources in the U.S. GHG Inventory 63% by 2030 and contribute approximately two-thirds of the

reductions needed for the United States to contribute a 30% reduction to the Global Methane Pledge.

FINDING: SCI is included as a specific NPC focus area for the first time.

FINDING: The study achieved limited, although critical, participation from community and environmental justice groups.

**RECOMMENDATION:
DOE UNDERTAKES ADDITIONAL SOCIETAL
CONSIDERATIONS AND IMPACTS STUDY**

(JOINT) The NPC recommends that the Department of Energy (DOE) undertake a stand-alone, comprehensive Societal Considerations and Impacts study related to energy development, including but not limited to, LCI hydrogen development and GHG emissions reduction value chains as well as other facets of energy development. It is recommended that this study be conducted with the National Academy of Sciences, Engineering, and Medicine’s Division of Behavioral and Social Sciences and Education and the Board on Energy and Environmental Systems, with coordinated input and concerted effort from the NPC and other stakeholders.

While not a new social concept, EJ has reached new prominence in U.S. public discourse in recent years. From the outset, EJ advocates have sought remedies for the disproportionate impact borne by marginalized communities due to social policies or land-use planning. In some cases, siting and the associated impacts of industrial facilities disproportionately affect disadvantaged individuals, groups, or communities.

FINDING: Environmental justice was conceived decades ago by representatives of and advocates for disadvantaged communities to address inequity and potential disproportionate impacts from environmental hazards due to government policies and industrial activities in their communities.

FINDING: Adverse impacts of emissions reduction infrastructure and policy on historically disadvantaged communities should be avoided or minimized when possible. Those communities’

views of proposed emissions reductions projects will be based on their unique and local historical experience, which can best be understood and reconciled through meaningful engagement with the community.

**RECOMMENDATION:
GOVERNMENTS COMMIT TO SOCIETAL
CONSIDERATIONS AND IMPACTS**

(JOINT) The NPC recommends DOE, decision-makers, corporations, researchers, governments, and regulatory bodies actively commit to comprehensively consider and equitably address societal, environmental, and public health impacts during the development and implementation of GHG emissions reductions projects.

FINDING: Identifying opportunities to proactively address community concerns requires meaningful engagement with impacted or potentially impacted communities. This approach helps ensure the opportunity to provide their perspectives on projects and weigh the benefits, impacts, and trade-offs of a given project and support more equitable distribution of community value and benefits while mitigating disproportionate negative impacts.

FINDING: For successful community engagement, robust best practices characterized by an iterative framework should be implemented.

**RECOMMENDATION:
DOE RESEARCHES SOCIETAL CONSIDERATIONS
AND IMPACTS BEST PRACTICES**

(JOINT) The NPC recommends that DOE consider funding research on the impact of best practices in community engagement, both through case studies and quantitative analysis. This research could be conducted by academia independently with industry providing support either through trade associations or partnerships formed with academia. This would provide valuable insights into the outcomes of best practices in community engagement and help improve future engagement efforts.

(JOINT) The NPC recommends that the U.S. government charter national and/or regional public/private

council(s) of excellence in effective industry-community engagement practices to develop and encourage the adoption of best practices that include equal representations from industry, community organizations, and government.

FINDING: Applying best practices for community engagement can also bring benefits to an energy developer by fostering positive stakeholder relationships, aligning project goals with community interests, and providing valuable insights and feedback.

FINDING: The structure of the natural gas industry is complex, and not all operators have the same level of exposure to the community and experience in effectively managing community relationships. Different segments of the industry may benefit from specialized, targeted training and capacity building for effective community engagement.

**RECOMMENDATION:
INDUSTRY ELEVATES COMMUNITY ENGAGEMENT**

The NPC recommends, as community engagement best practices become formalized and consolidated, that trade associations or other industry groups develop specific community engagement training programs for their members that target specialized needs of upstream, midstream, and downstream operators, and the needs of large, medium, or less-capitalized firms.

FINDING: Local workforce and job creation solutions depend on local circumstances and require meaningful community engagement.

FINDING: Workforce development and job creation is specific to each location based on the type of natural gas activity at that location and the work needed to mitigate GHG emissions there. GHG emissions reduction activities will precipitate impacts on segments of the natural gas supply chain differently. There is a need for more information and data related to the workforce for the natural gas sector and how it might be deployed to GHG emissions reduction activity skills within different segments of the industry.

**RECOMMENDATION:
DOE COMMISSIONS WORKFORCE STUDY**

The NPC recommends that DOE, with guidance from its 21st Century Energy Workforce Advisory Board, commission a comprehensive study to look at any mismatch between the skills of the current natural gas supply chain workforce and skill needs for implementing GHG emissions reduction projects. This study would serve as a blueprint for policy and investments to address human capital needs to deliver the country's GHG emissions reduction goals.

RECOMMENDATION: GOVERNMENTS IDENTIFY AFFECTED COMMUNITIES

The NPC recommends federal and state public health and other regulatory agencies should continue to work together to assess which communities might benefit from, or be harmed by, specific GHG reduction infrastructure siting or operational decisions, policies, and technologies and whether those communities are environmental justice communities or other areas that experience high environmental exposures or other social disadvantages.

FINDING: Continued investments in methane emissions detection and quantification systems are needed to improve the accuracy of emissions estimates.

RECOMMENDATION: DOE SUPPORTS DETECTION TECHNOLOGY IMPROVEMENT AND EVALUATION

The NPC recommends that DOE sponsor geographically diverse technology evaluation centers addressing sampling environment and emissions types representative of multiple segments of the supply chain. These centers would perform evaluations that would quantify the probability of detection, time to detection, probability of detection, and accuracy (uncertainty and bias) of emissions quantification.

RECOMMENDATION: DOE AND EPA INCORPORATE MORE MEASUREMENT INTO SUBPART W

The NPC recommends a one-year multistakeholder group led by DOE and EPA develop recommendations on incorporating company-specific, advanced

technology measurements into Greenhouse Gas Reporting Program Subpart W reporting.

FINDING: Information from emissions detection and quantification systems needs to be actionable; combining the emissions information with operational data and systems will maximize its utility.

FINDING: Continued investments in methane emissions detection and quantification systems are needed to improve the accuracy of emissions estimates.

RECOMMENDATION: DOE FUNDS FACILITY AND PROCESS DATA INTEGRATION

The NPC recommends DOE fund the improvement of site/facility-scale data resources used in the public attribution of emissions sources.

The NPC recommends that DOE continue to support technology innovations to reduce cost and improve the effectiveness of next-generation, low-emitting facilities across multiple supply chain sectors that integrate emissions detection and quantification systems with other data collection systems. Innovations include, but are not limited to, development of predictive emissions monitoring systems and machine learning systems for data analysis, targeting metering, and process sensing/monitoring systems.

FINDING: Methane emissions detection and quantification systems need to be applied at scale, providing information at hundreds of thousands of sites.

RECOMMENDATION: DOE SUPPORTS MULTISCALE DATA AND DEMONSTRATIONS

The NPC recommends DOE improve the efficiency and transparency of multiscale methane monitoring of the energy sector, from handheld devices to satellites, by continuing to sponsor public-private and global partnerships and making measurements across multiple scales.

The NPC recommends DOE and other governmental organizations support the development of dense networks of meteorological measurement stations in

regions likely to be targets for localized and wide area detection and measurement of methane emissions. Spatially dense, vertically, and horizontally resolved and temporally high frequency measurement of wind velocity (i.e., speed and direction) is a priority.

The NPC recommends that federal agencies should work with technology providers, operators, and others to develop consistent data interchange formats and to promote infrastructures such as communication capabilities that would promote deployments of advanced emissions detection and quantification systems.

FINDING: Rapidly evolving emissions detection and quantification systems need to be integrated into public and private decision-making.

RECOMMENDATION: DOE AND EPA INCORPORATE EVOLVING TECHNOLOGY INTO REGULATIONS

The NPC recommends the DOE work with the EPA and other agencies to improve the processes for incorporating advanced detection and quantification technology as part of regulatory requirements. The use of information from other available state and national programs to inform the revision of EPA and other agency requirements could improve the timeline and effectiveness of these processes.

FINDING: Growing interest in GHG emissions natural gas LCAs is hindered by modeling complexity and other factors.

FINDING: To demonstrate an approach that would enable wider use of life cycle assessment tools in public policy and corporate strategies across the natural gas supply chain, the NPC has developed an open-source, user-defined, simplified, and streamlined natural gas well-to-gate life cycle assessment model (SLiNG-GHG) that can generate reasonably representative, screening-level GHG emissions estimates.

RECOMMENDATION: DOE SUPPORTS THE DEMOCRATIZATION OF LCAS

The NPC recommends that DOE support the adoption of open-source, user-defined, simplified and streamlined models such as the SLiNG-GHG model

as part of its measurement, monitoring, reporting, and verifying (MMRV) efforts (and through the Federal Life Cycle Assessment Commons interagency process) as an easy-to-use screening tool, especially for stakeholders who do not have the capacity to conduct detailed life cycle assessment modeling. The integration of measurement-informed or empirical datasets is a critical next step in improving life cycle assessment estimates.

FINDING: The NPC's SLiNG-GHG model may be used to estimate the life cycle GHG emissions of natural gas across the natural gas supply chain using a reduced number of key modeling inputs related to emissions sources.

FINDING: The NPC's SLiNG-GHG model can be used to conduct contribution analyses to assess the impacts of emissions sources and individual GHGs and potential mitigation opportunities in each stage of the natural gas supply chain.

RECOMMENDATION: INDUSTRY LEVERAGES LCAS TO CONDUCT CONTRIBUTION ANALYSES

The NPC recommends use of life cycle assessments, including the SLiNG-GHG model, by relevant stakeholders to conduct contribution analysis of each GHG to screen the impact of potential mitigation opportunities in each stage of the natural gas supply chain.

The NPC recommends the use of life cycle assessments to assess the GHG intensities of different supply chains and pathways. The NPC recommends that DOE sponsor research to develop measurement-informed, geospatial life cycle assessment tools that make use of ongoing and future availability of highly resolved geospatial GHG emissions datasets across the U.S. oil and gas supply chain.

FINDING: There is limited integration of measurement-informed datasets in life cycle assessments (LCAs). Integrating measurements into LCAs is challenging. Sensitivity analyses employing methane emissions data from two top-down measurement studies reinforce the versatility of the SLiNG-GHG model and the need for empirical datasets for use in LCA models. Establishing a global differentiated natural gas framework through a common measurement, monitoring,

reporting, and verification (MMRV) program requires the ability to verifiably distinguish emissions across different global natural gas supply chains, a goal that the SLiNG-GHG model could support.

RECOMMENDATION: DOE INTEGRATES MEASUREMENT DATA INTO LCAS

The NPC recommends that DOE sponsor the creation of a multistakeholder expert advisory group to meet periodically and create recommendations on integrating GHG emissions measurement data from multiple technologies across the natural gas supply chain into conventional life cycle assessment frameworks. Additional recommendations on the leadership, organization and content of the guidelines are summarized in Appendix E.

FINDING: Evaluation of GHG emissions data presented in natural gas life cycle assessment (LCA) studies can be enhanced by the harmonization process presented in this study and the use of six pillars recommended by the National Academies of Sciences, Engineering, and Medicine (NASEM). Harmonization can illuminate the challenges with current LCA practices and provide useful guidance to improve LCA methodologies and ensure consistency.

RECOMMENDATION: STAKEHOLDERS USE LCA HARMONIZATION AND DOE PUBLISH BEST PRACTICE GUIDELINES

The NPC recommends that when evaluating LCA results from other studies or work, users are encouraged to review the harmonization process adopted in this study and assess results from such studies the six pillars recommend by the National Academies of Sciences, Engineering, and Medicine.

The NPC recommends that DOE initiate and publish best practice guidelines for conducting natural gas life cycle assessments, incorporating these recommendations.

FINDING: As the federal government and states further advance policies to address GHG emissions in natural gas supply chains, the durability of such policies will directly impact the success

of these policies. The implementation of durable policies will provide for a stable and predictable environment to enable long-term investments, strengthen public trust and acceptance, and to incentivize further innovation in emissions reduction practices and the deployment of new technologies.

**RECOMMENDATION:
GOVERNMENTS DESIGN DURABLE POLICY**

As the federal government and states advance policymaking on GHG emissions in natural gas supply chains, they seek to design policy in a durable way.

FINDING: There is opportunity for the federal departments and agencies regulating methane emissions to harmonize measurement, methane controls, and policies by coordinating requirements across these rules, while complying with individual agency limitations by statutory authority. This could accelerate the deployment of methane detection and measurement, reduce compliance costs, minimize duplicative compliance and reporting requirements, and improve the comparability and accuracy of data across programs.

**RECOMMENDATION:
GOVERNMENTS HARMONIZE REPORTING,
CONTROL, AND TECHNOLOGY REQUIREMENTS**

The NPC recommends the White House Methane Task Force work with federal departments regulating methane emissions to harmonize emissions reporting, control requirements, and technology approvals for methane detection and measurement.

FINDING: Multiple examples of market-based mechanisms exist that have been demonstrated to effectively incentivize GHG emissions reductions.

**RECOMMENDATION:
GOVERNMENTS EVALUATE MARKET
MECHANISM OPTIONS**

The NPC recommends federal and state governments adopt market-based mechanisms that recognize the contributions of and generate incentives for investments in GHG emissions reduction across natural

gas supply chains. Market-based mechanisms should focus on implementing economy-wide or sector-based approaches that can be more efficient and effective at addressing GHG emissions than narrow, industry-specific mechanisms.

FINDING: Today there are few regulatory or other policy structures in place that enable the passthrough of incremental value associated with lower GHG emissions intensity natural gas. While certified markets have grown, they are limited in scale.

**RECOMMENDATION: GOVERNMENTS PROVIDE
DIFFERENTIATED STANDARDS**

The NPC recommends standards-setting bodies develop mechanisms to enable utilities, gas marketers, and consumers of natural gas to differentiate lower GHG intensity natural gas, specifically providing recognized standards, frameworks, and metrics for buyers and sellers to incorporate into gas transaction contracts. These standards should be measurement-based where feasible.

FINDING: Carbon dioxide is expected to become the more dominant GHG in future natural gas supply chain emissions.

**RECOMMENDATION: GOVERNMENTS COORDINATE
LOW-CARBON RDD&D**

The NPC recommends the federal government coordinate policies and initiatives for low-carbon technology RDD&D and to maximize GHG emissions reductions impacts along the U.S. natural gas supply chain.

FINDING: The growth in U.S. LNG exports will reduce GHG emissions globally but may result in an increase in U.S. GHG emissions, primarily CO₂.

**RECOMMENDATION: GOVERNMENT SUPPORTS
CONSEQUENTIAL ANALYSIS**

The NPC recommends the U.S. federal government climate and energy diplomatic efforts work toward standardizing exported products GHG emissions intensity and recognize investments that reduce GHG

emissions intensity of natural gas supply and associated impacts for lower emissions intensity of U.S. exported products, including LNG. As noted earlier, a consequential analysis on net GHG emissions and social impacts in destination countries is recommended.

Reducing emissions from the U.S. natural gas supply chain is a priority that requires collaborative solutions. This study makes recommendations for actions by industry, government, and researchers to reduce GHG emissions in natural gas production, transportation, distribution, and LNG exports.

CHAPTER 1

FINDING 1: Development of unconventional natural gas fields has transformed the United States energy system. Natural gas overtook coal as the largest source of U.S. primary energy production after 2010.

FINDING 2: Since 2005, U.S. natural gas production has nearly doubled and transformed from a system based on conventional resources to one primarily driven by shale resource development. In 2021, more than 70% of U.S. production was from shale resources.

FINDING 3: The United States is now the largest producer, consumer, and exporter of natural gas.

FINDING 4: Natural gas storage capacities are abundant and play a vital role in ensuring that supplies are available when needed and for a sustained period. The availability of a diverse set of storage options with large capacity is a key aspect of the U.S. natural gas chain.

FINDING 5: Natural gas displacing coal reduced U.S. emissions by 532 million metric tons of CO₂ or 65% of the U.S.'s total CO₂ reduction from 2005 to 2019 according to the EIA.

FINDING 6: Natural gas-fired capacity from 200-2005 (192 GW) increased because deregulation of electricity markets paved the way for significant coal-to-gas switching when shale gas production ramped up in 2008 and beyond.

FINDING 7: Further reduction in the GHG intensity of the U.S. natural gas supply chain is needed to enhance this national GHG reduction benefit.

FINDING 8: As production has grown in the United States, absolute methane emissions have been decreasing from the supply chain. Carbon dioxide and methane emissions intensities for the U.S. natural gas supply chain have also decreased since 2005.

FINDING 9: Specific funding allocations for methane reporting, monitoring, and emissions reductions at marginal conventional wells in the Inflation Reduction Act offer a unique and timely opportunity for public and private partnerships to better understand emissions and complete emissions reduction projects at this subset of U.S. national production.

FINDING 10: Field-measurement studies of marginal wells that have been used in rule makings have included small sample sizes, relative to the national population of marginal wells.

RECOMMENDATION 1: *The NPC recommends that the DOE and state oil and gas associations undertake additional methane measurement studies with increased sample sizes beyond 1,500 wells, pro rata in multiple basins, and including operators input into study design.*

FINDING 11: Marginal wells have economic situations that require unique policies to enable GHG reductions.

RECOMMENDATION 2: *The NPC recommends state and federal governments review options for marginal wells, including deduction of GHG emissions reduction investments from state or federal tax or royalty obligations.*

FINDING 12: Some leak detection and repair programs can be executed at low cost to materially reduce methane emissions. Less Capitalized Operators shared success cases of implementing audio, visual, olfactory, and practical advanced technology applications.

FINDING 13: Many Less Capitalized Operators are concerned about emissions and strive to comply with emerging federal regulations but do not have the organizational structure and expertise to interpret complex, sometimes conflicting requirements.

FINDING 14: Less Capitalized Operators may not have the staff to address GHG emissions reduction opportunities through emissions measurement tools, facility modifications, operating procedure changes, or evaluation and implementation of new technology.

FINDING 15: Several participants highlighted the potential for upstream producers and midstream companies, along with regulators, to investigate ways to jointly address GHG emissions by looking more holistically at the entire natural gas supply chain.

FINDINGS 16-20:

- **16:** The largest current sources of methane emissions in inventories are included in the suite of emerging federal regulations. Alternative technologies to identify intermittent emissions could enhance the emissions reduction potential of source-specific abatement requirements.
- **17:** Technology costs and frequency of deployment need to be workable for marginal wells and smaller producers. Funding mechanisms in the Inflation Reduction Act have become available through DOE and EPA, but simple access is necessary to drive future GHG reduction for this subset of producers.
- **18:** Innovative facility designs, like tankless facilities and new equipment selection, can eliminate potential emissions sources and reduce GHG emissions.
- **19:** The U.S. natural gas supply chain is large and complex. There are opportunities for companies of all sizes to reduce flaring and methane emissions. Methods for monetization of flared or vented volumes will increasingly include both realized gas prices and avoided fees.
- **20:** In some cases, interests of upstream and midstream companies are not contractually

aligned to reduce flaring and methane emissions across operations. Better collaboration across the upstream and midstream segments would enable additional net emissions reductions.

RECOMMENDATION 3: *The NPC recommends that upstream and midstream companies consider revising contracts to ensure financial alignment and encourage the development of adequate offtake capacity and implementation of reliability improvements to help reduce planned and unplanned flaring.*

RECOMMENDATION 4: *The NPC recommends that future federal and state regulations include a more robust, up-front multistakeholder engagement to improve the feasibility of future GHG reduction policies and promote collaboration on how to best achieve common goals.*

FINDING 21: The oil and natural gas supply chain is heavily regulated, including rules that limiting GHG emissions. The oil and natural gas supply chain is subject to a complex and overlapping suite of regulations, which vary depending on state, county, and local factors as well as applicability to regulations of varying federal agencies.

FINDING 22: Beyond existing voluntary and state-level efforts to reduce emissions, two in-flight federal programs hold the potential for significant reductions of emissions from the sector in coming years: Inflation Reduction Act of 2022 (Methane Emissions Reduction Program) and Environmental Protection Agency methane rules (OOOOb and OOOOc).

RECOMMENDATION 5: *The NPC recommends the White House Methane Task Force work with federal departments regulating methane emissions to harmonize emissions reporting, control requirements, and technology approvals for methane detection and measurement.*

RECOMMENDATION 6: *The NPC recommends that state and local oil and gas trade organizations develop and implement educational programs for smaller operators focused on new regulatory requirements and access to federal methane mitigation funding, which has been allocated by Congress for this purpose.*

FINDING 23: Improvement of methane measurement and reporting is expected to be fundamental to a variety of voluntary, regulatory, and market-based programs in the United States.

FINDING 24: Methane measurement and reconciliation at-scale remains a technical challenge as companies deploy technology and trial quantification and reconciliation protocols. Several existing voluntary initiatives have proposed different approaches.

RECOMMENDATION 7: *The NPC recommends that the natural gas industry actively resource voluntary efforts to develop and test measurement-informed methane reporting protocols based on application of advanced technology.*

RECOMMENDATION 8: *The NPC recommends a one-year multistakeholder group led by DOE and EPA develop recommendations on incorporating company-specific, advanced technology measurements into Greenhouse Gas Reporting Program Subpart W reporting.*

RECOMMENDATION 9: *The NPC recommends the development of education and best practice sharing programs and materials by local oil and gas associations and state regulators to increase smaller and marginal operator access and understanding of technical, information technology, and operational best practices to detect and reduce GHG emissions.*

RECOMMENDATION 10: *The NPC recommends revitalizing or starting up an organization in the model of the Petroleum Technology Transfer Council to transfer GHG emissions reduction technology and best practices to smaller and marginal well operators.*

FINDINGS 25-30:

- **25:** Natural gas certification programs are one option for third-party review of GHG information, particularly for methane emissions.
- **26:** Natural gas certification programs with strong monitoring, reporting, and verification standards offer one potential mechanism for tracking emissions associated with product flows across the natural gas supply chain.

- **27:** The market-based pricing elements remain in development for a variety of factors, including concerns that differentiation between molecules will be reduced via methane regulation, although there are some early examples of public utility commission purchases in the marketplace.
- **28:** The protocols for the global LNG market appear more focused on overall GHG intensity of delivered LNG cargoes versus protocols in the U.S. certified gas market that are more narrowly focused on methane performance, particularly in the production sector.
- **29:** There are several competing protocols with different geographic advantages and proprietary systems in the LNG footprint space. Simpler tools would be a benefit to U.S. natural gas and LNG markets.
- **30:** DOE has launched a measurement, monitoring, reporting, and verification (MMRV) program with a stated goal of improving MMRV across global gas markets, which may help to improve comparability across programs.

RECOMMENDATION 11: *The NPC recommends that the DOE measurement, monitoring, reporting, and verification program carefully consider key features and learnings from existing natural gas certification and LNG cargo tag programs and consult stakeholders with relevant expertise.*

FINDING 31: Many companies across the natural gas supply chain are taking voluntary action to reduce their GHG emissions intensity.

FINDING 32: As part of cooperative information sharing efforts, these early actions can be important catalysts for broader industry adoption and discussions.

FINDING 33: Generally, shorter-term pledges have more-defined pathways for achievement, while longer-term, net zero GHG aspirations will need continued policy and technology development.

RECOMMENDATION 12: *The NPC recommends that policymakers encourage early action on GHG reduction and support all technology options to reduce*

GHG emissions, including low carbon intensity hydrogen, carbon capture and storage, or negative emissions technologies, which may prove important elements of societal net zero GHG emissions goals for the United States.

FINDING 34: There are non-U.S. market programs, like LNG import and monitoring, reporting, and verification requirements, which may also have an influence on emissions performance needs within the U.S. natural gas industry.

FINDING 35: Efforts to accept performance criteria across geographies would be valuable to ensure a level playing field between different suppliers.

FINDING 36: The International Methane Emissions Observatory is forming an international methane data repository, offering research funding for methane emissions in new geographies and launching a global satellite monitoring program.

FINDING 37: U.S. policymakers should recognize the current existence of a world class methane data collection program (the Greenhouse Gas Reporting Program) with more-granular public data available and globally leading understanding of advanced methane technology in the United States.

RECOMMENDATION 13: *The NPC recommends that DOE and EPA proactively share best practices on Greenhouse Gas Reporting Program (GHGRP) data collection in global forums and promote acceptance of GHGRP data as part of international GHG reporting initiatives while acknowledging the need for continuous improvement of data collection.*

FINDING 38: Appropriations from Infrastructure Investment and Jobs Act is increasing the amount of funding available for state- and federal-run efforts to plug orphan wells.

FINDING 39: Despite increased funding, challenges remain around measurement, prioritization for plugging efforts, and the total amount of resources available.

RECOMMENDATION 14: *The NPC recommends relevant federal agencies support IOGCC Resolution*

23.101, which would allow states to pursue carbon credits for well plugging and restoration activities as a source of supplemental funding for state orphan well programs.

FINDING 40: The U.S. natural gas supply chain has provided a sizable benefit for the U.S. economy in terms of jobs, GDP, and energy prices.

FINDING 41: Gas infrastructure buildout associated with shale gas production has included direct and indirect economic benefits for producing and consuming states; however, constraints on building pipeline infrastructure in some regions have increased risks of regional energy shortages during peak demand periods.

FINDING 42: The relative affordability of U.S. natural gas compared to global benchmarks has supported expansions of chemical and ammonia production industries in the past decade.

FINDING 43: The absence of destination clauses in many U.S. LNG contracts and link to Henry Hub pricing transformed the global LNG market by making it more competitive. This has had as large an impact on the global LNG market as the volume of U.S. exports has increased in the last decade.

FINDING 44: The U.S. position as the largest global exporter of LNG has had significant energy security benefits to Europe during the Russia-Ukraine conflict.

FINDING 45: Due to demand signals in Europe and flexible terms from U.S. facilities, Europe rapidly replaced Asia as the largest destination for U.S. exports, increasing by 141% in 2022 and accounting for two-thirds of the incremental natural gas deliveries into Europe.

FINDING 46: Europe continues to rely on spot market purchases for most of its LNG imports, which has influenced the global market for LNG, particularly in price-sensitive countries.

FINDING 47: For all levels of supply and demand, reducing the natural gas supply chain carbon

intensity will play an important role in allowing this commodity to contribute to worldwide energy security.

FINDING 48: Engine methane slip is expected to remain a key methane emissions source after 2030. Mitigation options for the industry include compressor electrification, rich-burn gas engines, lower-methane lean-burn engines, and retrofits to existing lean-burn engines under development in programs like the Department of Energy’s Reducing Emissions of Methane Every Day of the Year (REMEDY) effort.

RECOMMENDATION 15: *The NPC recommends that a multistakeholder taskforce be established in the late 2020s to evaluate further methane emission reduction opportunities in the sector.*

FINDING 49: Near-term GHG reductions from the natural gas supply chain will likely be driven by a combination of regulation and voluntary actions and are likely to focus on reduction of methane and flaring. Stable federal policy and state uptake is needed to obtain these near-term reductions.

FINDING 50: Longer-term GHG reductions will require durable, technology-neutral policy and supportive and reliable infrastructure, efficient, effective, and predictable permitting to incentivize capital investment and adoption of market mechanisms.

FINDING 51: The pace of reductions in GHG emissions associated with energy use in the sector will be influenced by the connectivity, reliability, and carbon intensity of the electric grid.

RECOMMENDATION 16: *The NPC recommends that DOE Office of Fossil Energy and Carbon Management partner with the Federal Energy Regulatory Commission and the North American Electric Reliability Corporation to study ways to increase grid reliability as the nondispatchable portion of electricity generation increases to help enable electrification across the natural gas supply chain.*

RECOMMENDATION 17: *The NPC recommends that the DOE Office of Fossil Energy and Carbon Man-*

agement undertake new research, development, and deployment programs that are focused on affordable and reliable technology options that could reduce the carbon dioxide intensity of energy use throughout the natural gas supply chain for compression, heat, and power activities.

FINDING 52: The Existing Policies Pathway for this study estimates that reductions associated with the suite of federal regulations will reduce methane emissions from sources in the U.S. Greenhouse Gas Inventory by 63% by 2030 and contribute approximately two-thirds of the reductions needed for the United States to contribute a 30% reduction to the Global Methane Pledge.

FINDING 53: The Existing Policies Pathway for this study estimates that emissions reductions within the scope of this study could contribute ~2% (4% relative) of the 50-52% reduction in economy-wide net GHG emissions by 2030, relative to a 2005 baseline, as part of the Paris Agreement’s Nationally Determined Contribution for the United States.

FINDING 54: While methane emissions are expected to reduce by 2030, carbon dioxide emissions will increase through 2050 on the Existing Policies Pathway. The Technology, Innovation, and Policy Pathway estimates methane emissions reduction of more than 70% and carbon dioxide reduction of more than 25% by 2050, which would represent ~3% of baseline 2005 national net GHG emissions.

RECOMMENDATION 18: *The NPC recommends that companies throughout the natural gas supply chain dedicate additional resources to analyzing further GHG reduction opportunities and execute projects that they consider to be cost effective.*

CHAPTER 2

JOINT FINDING 1: The Societal Considerations and Impacts sections of the *Harnessing Hydrogen and Charting the Course* studies provide an overview of potential social, environmental, and economic impacts associated with energy development.

These two study sections, with their respective findings and recommendations, are provided as an overview to help inform the broader interests and practices related to energy development and the energy transition, including energy and environmental justice and community engagement, but do not represent any individual community perspective or comment on the topics covered.

JOINT RECOMMENDATION 1: *The NPC recommends that the DOE undertake a stand-alone, comprehensive societal considerations and impacts study, related to energy development, including but not limited to, low carbon intensity hydrogen development and GHG emissions reduction supply chains as well as other facets of energy development. It is recommended that this study be conducted with the National Academy of Sciences, Engineering, and Medicine’s Division of Behavioral and Social Sciences and Education and the Board on Energy and Environmental Systems, with coordinated input and concerted effort from the NPC and other stakeholders.*

JOINT FINDING 2: The term “environmental justice” or “EJ” has come to mean many different things to different people, including historically a movement for equitable treatment led by Black grassroots leaders. The term EJ is also used to describe specific community concerns related to disproportionate and cumulative negative environmental impacts and burdens. EJ has also been adopted as an academic term and a policy framework.

FINDING 3: Authentic, ongoing, and robust community engagement activities are critical for building trust between communities and the industry and to helping ensure GHG emissions reduction projects and activities can proceed.

RECOMMENDATION 2: *The NPC recommends that siting and development of infrastructure to reduce GHG emissions along the natural gas supply chain involve effective community engagement best practices to benefit communities and industry.*

JOINT FINDING 4: Government and industry have different roles in delivering benefits to communities and the differences are not always clear to

members of communities, who are seeking benefits from government programs and/or industry investments. This may result in communities experiencing frustration and dissatisfaction with the community engagement and benefits planning process.

JOINT RECOMMENDATION 3: *The NPC recommends that DOE clarify the roles it and project developers each play in addressing community concerns as early and often as possible in a project development (for developers) or throughout listening sessions and roadshows (for DOE).*

JOINT FINDING 5: DOE is encouraging a broad cross section of project developers to embed transformative community engagement into their federal deployment and research projects by requiring developers to submit community benefits plans (CBPs) when applying for DOE competitive grants applications. The sufficiency of CBPs, which also includes requirements for meeting workforce, diversity, equity, inclusivity, accessibility, and Justice40 goals, typically comprises between 10 and 20% of the applicant’s overall score when evaluated. DOE has also begun to include CBPs requirements in some formula grant applications.

JOINT RECOMMENDATION 4: *The NPC recommends, after comprehensive review of their effectiveness, that DOE consider expansion of its Community Benefits Plans/Planning (CBP) approach beyond the Infrastructure Investment and Jobs Act and Inflation Reduction Act for all funded programs and projects. Thus, CBPs would be required beyond Justice40 covered programs to other government funding streams in domestic energy development. If the DOE expands CBPs beyond covered programs, it should publicize the nonconfidential aspects of CBPs to promote best practices sharing.*

JOINT RECOMMENDATION 5: *The NPC recommends that DOE consider funding research on the impact of best practices in community engagement, both through case studies and quantitative analysis. This research could be conducted by academia independently, with industry providing support either through trade associations or partnerships formed with academia. This would provide valuable insights*

into the outcomes of best practices in community engagement and help improve future engagement efforts.

JOINT FINDING 6: DOE should seek to systematize the adoption of community engagement best practices in the context of energy development to ensure broad adoption. DOE would benefit from collaboration with an independent organization on United States-specific considerations in addressing unique socioeconomic and demographic needs.

JOINT RECOMMENDATION 6: *The NPC recommends that the U.S. government charter national and/or regional public/private council(s) of excellence in effective industry-community engagement practices to develop and encourage the adoption of best practices that include equal representations from industry, community organizations, and government.*

JOINT FINDING 7: Inadequate community engagement practices have led to distrust of project developers and delays in projects.

RECOMMENDATION 7: *The NPC recommends, as community engagement best practices become formalized and consolidated, that trade associations or other industry groups develop specific community engagement training programs for their members that target specialized needs of upstream, mid-stream, and downstream operators, and the needs of large, medium, or less-capitalized firms.*

FINDING 8: Supply and demand for oil and natural gas and some domestic policy impacts contribute to economic cycles that have historically impacted many local communities near energy infrastructure/development locations. GHG emissions reduction activities in the natural gas supply chain may be colocated with communities who have been impacted by such cycles. Their experience with these cycles may inform their receptivity to GHG emissions reduction activities and projects.

RECOMMENDATION 8: *The NPC recommends that federal, state, and local agencies analyze, design, and deploy multisector, model community-industry-government partnerships focused on addressing the*

economic impacts of GHG emissions reduction activities on communities.

FINDING 9: Local workforce and job creation solutions depend on local circumstances and require meaningful community engagement.

FINDING 10: Workforce development and job creation is specific to each location based on the type of natural gas activity at that location and the work needed to mitigate GHG emissions there. GHG emissions reduction activities will precipitate impacts on segments of the NGSC differently. There is a need for more information and data related to the workforce for the natural gas sector and how it might be deployed to GHG emissions reduction activity skills within different segments of the industry.

RECOMMENDATION 9: *The NPC recommends that DOE, with guidance from its 21st century Energy Workforce Advisory Board, commission a comprehensive study to look at any mismatch between the skills of the current NGSC workforce and skill needs for implementing GHG emissions reduction projects. This study would serve as a blueprint for policy and investments to address human capital needs to deliver the country's GHG emissions reduction goals.*

FINDING 11: The current permitting system for Tribes throughout the United States is based on treatment of Tribal lands as public lands, which presents hurdles to infrastructure development associated with GHG emissions reductions from the natural gas supply chain.

RECOMMENDATION 10: *The NPC recommends that the federal government work toward more-efficient and effective approval of projects on Tribal trust lands while respecting Tribal sovereignty and self-determination to support GHG emissions reductions with Tribes, a key stakeholder.*

RECOMMENDATION 11: *The NPC recommends federal and state public health and other regulatory agencies continue to work together to assess which communities might benefit from, or be harmed by, specific GHG reduction infrastructure siting or operational decisions, policies, and technologies and whether those communities are environmental justice*

communities or other areas that experience high environmental exposures or other social disadvantages.

JOINT RECOMMENDATION 12: *The NPC recommends that DOE, decision-makers, corporations, researchers, governments, and regulatory bodies should actively commit to comprehensively consider and equitably address societal, environmental, and public health impacts during the development and implementation of GHG emissions reduction projects.*

CHAPTER 3

FINDING 1: Methane emissions sources can have large and small emissions rates, can be routine or unintended, and can be both continuous or intermittent; the distribution of these emissions types can vary by supply chain sector, facility type, and location.

FINDING 2: The complexity, magnitude, spatial variability, and temporal variability of emissions mean that a wide range of measurement methods, with very different capabilities, are required to accurately characterize methane emissions.

FINDING 3: A variety of regulatory and voluntary initiatives are driving the collection of measurements of methane emissions; the spatial and temporal scale of the information required by these initiatives can range from individual sources to basin levels and from instantaneous emissions rates to annual emissions totals.

FINDING 4: While technologies for emissions detection and quantification have progressed rapidly and a portfolio of measurement methods can reliably detect emissions over a wide range of emission rates, uncertainties can still be large for emissions quantifications. Major contributors to the emission quantification uncertainties are the methods used to convert an atmospheric measurement remote from a source into an estimate of an emissions rate.

RECOMMENDATION 1: *The NPC recommends that the Department of Energy and other governmental organizations continue supporting the development and use of emissions detection and quantifica-*

tion technologies with the goal of developing technologies that are accurate, cost-effective, produce actionable information, and that can be deployed in a variety of environments (onshore, offshore, upstream, midstream) in various climates and topographies.

FINDING 5: Controlled release testing has provided information, such as detection limits and uncertainties in quantified emissions, that can be used to evaluate measurement technologies. Large numbers of technologies have been tested, but some types of testing have been conducted on an ad hoc basis instead of being conducted using reproducible methodologies at dedicated facilities. The most widely used dedicated facility has been the Methane Emissions Technology Evaluation Center, which was established with funding from the DOE to provide controlled testing capabilities relevant for sources with emissions rates <10 kg/hr at production sites.

RECOMMENDATION 2: *The NPC recommends that DOE sponsor geographically diverse technology evaluation centers addressing sampling environments and emissions types representative of multiple segments of the supply chain. These centers would perform evaluations that would quantify the probability of detection, time to detection, probability of detection, and accuracy (uncertainty and bias) of emissions quantification.*

RECOMMENDATION 3: *The NPC recommends that the DOE, other governmental organizations, academia, technology developers, and industry should advance the methods for methane emissions uncertainty calculation by developing and disseminating algorithms and computer tools.*

RECOMMENDATION 4: *The NPC recommends that the DOE and other governmental organizations support the development of dense networks of meteorological measurement stations in regions likely to be targets for localized and wide-area (local ground through satellites) detection and measurement of methane emissions. Spatially dense, vertically, and horizontally resolved and high temporal frequency measurement of wind velocity (i.e., speed and direction) is a priority.*

RECOMMENDATION 5: *The National Petroleum Council recommends the DOE, EPA, and other government agencies sponsor a multistakeholder group to meet annually and provide a report with an updated list of emissions detection and quantification technologies for use in the natural gas supply chain. The report would be provided to the DOE, EPA, operators, other state and federal government officials, universities, community groups, NGOs, and other identified stakeholders.*

FINDING 6: Technologies will increasingly be operated in tiered, multiscale (e.g., source-level, site-level, basin-level) deployments that must be coordinated with operator data systems.

FINDING 7: The science and methods of integrating tiered, multiscale deployments, and operational data constitutes a separate and necessary branch of research and development to provide high-accuracy emissions estimates.

RECOMMENDATION 6: *The NPC recommends that DOE improve the efficiency and transparency of multiscale methane monitoring of the energy sector by continuing to sponsor public-private partnerships and making measurements across multiple scales.*

FINDING 8: The effectiveness of operator response to emissions detection and quantification information is strongly related to the availability of data for accurate attribution of detected emissions. The use of satellite, aerial, and ground-based continuous sensors in combination can create a holistic picture of methane emissions and their sources only if data are available for correct attribution of detected emissions to the sources of emissions.

FINDING 9: Public data on oil and natural gas operations can be fragmented across different databases and may lack standardization or be challenging to access. A holistic understanding of the available databases; the validity of data included, whether the data are current or not; and the possibility of automation of access to such databases are the first steps to developing a user-friendly and publicly accessible database that lends itself to automated queries when needed. A unified, robust database that is easy to navigate,

publicly available, and updated from the latest data sources is needed. These types of data are especially important for third-party detections from remote sensing platforms such as satellites and aerial surveys.

RECOMMENDATION 7: *The National Petroleum Council recommends that DOE fund studies that target the improvement of accuracy, availability, and accessibility of publicly available data that are used for site or facility-scale attribution of detected emissions sources.*

FINDING 10: Operational and process data can be used to better understand sources of emissions and estimate duration of emissions. Data that are integrated with operations and process parameters offer an advanced and multifaceted approach to emissions management. The use of operational or process data not only allows for real-time monitoring of some types of emissions but also can be used to enhance the data collected from advanced emissions monitoring technologies such as satellite and aerial platforms for better attribution of detected emissions. Additionally, these data (process and operational) can be used to estimate the duration of emissions detected by advanced technologies where other sources of data are not available.

FINDING 11: Operational and process data could be combined with methane monitoring data from advanced technologies for advanced data analytics that may prevent emissions.

FINDING 12: Operational and process data can be an effective tool for methane emissions event monitoring where deployment of advanced technologies is challenging. In cases where the deployment of advanced methane monitoring technologies is constrained due to factors such as power availability, site access, seasonal restrictions, or economics, operational and process data can serve as an effective surrogate for direct monitoring of some methane emissions sources. Existing operational data can be leveraged for methane emissions event monitoring from some sources or used in combination with data analytics tools, such as machine learning and artificial intelligence, for preventive maintenance.

RECOMMENDATION 8: *The NPC recommends that DOE continue to support technology innovations to reduce cost and improve the effectiveness of next-generation, low-emitting facilities across multiple supply chain sectors that integrate emissions detection and quantification systems with other data collection systems. Innovations include, but are not limited to, development of predictive emissions monitoring systems and machine learning systems for data analysis, targeting metering, and process sensing/monitoring systems.*

FINDING 13: Lack of consistent standards for data interchange increases the costs of adopting advanced emissions detection and quantification and creates barriers for adopting new solutions, new operating modes, or combining inputs from multiple solutions.

FINDING 14: Widespread deployment of advanced emissions detection and quantification solutions will require substantial numbers of trained personnel, and it is unclear that existing training programs are sufficient to meet this need.

FINDING 15: Data from advanced emissions detection and quantification technology that make measurements remote from sources have larger uncertainties than traditional measurements that make direct measurements of emissions. Lack of guidance on the handling of those uncertainties may impede adoption and appropriate utilization of these technologies as powerful tools for quick detection and efficient mitigation.

RECOMMENDATION 9: *The NPC recommends that EPA issue clear guidelines on the criteria for approval of alternative fugitive emissions standards, make such a provision available to NSPS OOOOa/b/c-affected facilities, and expeditiously approve alternative technologies.*

RECOMMENDATION 10: *The NPC recommends National Institute of Standards and Technology, American National Standards Institute, and the American Petroleum Institute (API) collaborate to develop and distribute standards, guidance, and/or recommended practices regarding methane emissions detection, measurement, and quantification and to describe the current readiness of available and*

relevant technologies. These documents should be developed in a way that allows them to be incorporated by reference into emissions regulations.

RECOMMENDATION 11: *The NPC recommends that federal agencies work with technology providers, operators, and others to develop consistent data interchange formats and to promote infrastructures such as communication capabilities that would promote deployments of advanced emissions detection and quantification systems.*

FINDING 16: To be applied consistently at global scales, methane emissions detection and quantification systems need to be applied at scale, providing information at hundreds of thousands of sites.

RECOMMENDATION 12: *The NPC recommends the DOE improve the efficiency and transparency of multiscale methane monitoring of the global energy sector by promoting harmonization of reporting methods and measurement approaches.*

OVERARCHING FINDING 1: Continued investments in methane emissions detection and quantification systems are needed to improve the accuracy of emissions estimates.

RECOMMENDATION 13: *The NPC recommends the DOE and other governmental organizations continue supporting the development and use of emissions detection and quantification technologies that are accurate and cost-effective, produce actionable information that is internationally harmonized, and can be deployed in a variety of environments (onshore, offshore, upstream, midstream, downstream) in various climates and topographies. Geographically diverse technology evaluation centers should be created, capable of testing technologies in situations representative of multiple segments of natural gas supply chains, and the evolution of the state of technology development should be tracked and reported on annually to facilitate their incorporation into regulation and policy.*

OVERARCHING FINDING 2: Information from emissions detection and quantification systems needs to be actionable; combining the emissions information with operational data and systems will maximize its utility.

RECOMMENDATION 14: *The NPC recommends the DOE fund the improvement of site/facility-scale data resources used in the public attribution of emissions sources.*

RECOMMENDATION 15: *The NPC recommends the DOE continue to support technology innovations to reduce cost and improve the effectiveness of next-generation, low-emitting facilities across multiple supply chain sectors that integrate emissions detection and quantification systems with other monitoring and data collection systems. Innovations include, but are not limited to, development of predictive emissions monitoring systems and machine learning systems for data analysis, targeted metering, and process sensing/monitoring systems.*

OVERARCHING FINDING 3: Methane emissions detection and quantification systems need to be applied at scale, providing information at hundreds of thousands of sites.

RECOMMENDATION 16: *The NPC recommends the DOE improve the efficiency and transparency of multiscale methane monitoring of the energy sector, from handheld devices to satellites, by continuing to sponsor public-private and global partnerships and making measurements across multiple scales.*

RECOMMENDATION 17: *The NPC recommends the DOE and other governmental organizations support the development of dense networks of meteorological measurement stations in regions likely to be targets for localized and wide area (local ground campaigns through satellite observations) detection and measurement of methane emissions. Spatially dense, vertically, and horizontally resolved and temporally high frequency measurement of wind velocity (i.e., speed and direction) is a priority.*

RECOMMENDATION 18: *The NPC recommends that federal agencies work with technology providers, operators, and others to develop consistent data interchange formats and to promote infrastructures such as communication capabilities that would promote deployments of advanced emissions detection and quantification systems.*

OVERARCHING FINDING 4: Rapidly evolving emissions detection and quantification systems need

to be integrated into public and private decision-making.

RECOMMENDATION 19: *The NPC recommends the DOE work with the EPA and other agencies to improve the processes for incorporating advanced detection and quantification technology as part of regulatory requirements. The use of information from other available state and national programs to inform the revision of EPA and other agency requirements could improve the timeline and effectiveness of these processes.*

CHAPTER 4

FINDING 1: Life cycle assessment (LCA) is an internationally recognized method for estimating potential environmental impacts of products such as an energy product (natural gas or LNG) from wellhead to end use. While there is growing demand for LCAs in public policy and corporate strategies related to natural gas and LNG in the United States and internationally, there has been limited usage of LCA as a tool to inform public policy and corporate strategies to date. To demonstrate an approach that would enable wider use of LCA tools in public policy and corporate strategies across the natural gas supply chain, the NPC has developed an open-source, user-defined, simplified, and streamlined natural gas well-to-gate LCA model (SLiNG-GHG) that can support generation of reasonably representative, screening-level estimates of U.S.-based life cycle greenhouse gas emissions.

RECOMMENDATION 1: *The NPC recommends that DOE support the adoption of open-source, user-defined, simplified and streamlined models such as the SLiNG-GHG model as part of its measuring, monitoring, reporting, and verifying efforts (and through the Federal Life Cycle Assessment Commons interagency process) as an easy-to-use screening tool, especially for stakeholders who do not have the capacity to conduct detailed life cycle assessment modeling. The integration of measurement-informed or empirical datasets is a critical next step in improving life cycle assessment estimates.*

FINDING 2: The NPC's SLiNG-GHG model may be used to develop a screening-level estimate of the

life cycle GHG emissions of natural gas across the natural gas supply chain using a reduced number of key model inputs related to emissions sources. The capability of SLiNG-GHG was successfully demonstrated with national-scale estimates differing by less than 30% from detailed life cycle assessment models.

RECOMMENDATION 2: *The NPC recommends greater use and standardization of the SLiNG-GHG model by relevant stakeholders in federal and state agencies, private sector, and nongovernmental organizations as an initial screening test for reasonableness for natural gas well-to-gate carbon footprints.*

FINDING 3: The NPC's SLiNG-GHG model can be used to conduct contribution analysis to assess the impact of emissions sources and individual GHGs, and potential mitigation opportunities in each stage of the natural gas supply chain. A stagewise contribution analysis of the SLiNG-GHG model national Reference case confirms methane emissions as an important GHG contributor in the natural gas and LNG supply chains, underscoring the need to monitor, measure, and mitigate methane emissions.

RECOMMENDATION 3: *The NPC recommends use of life cycle assessments, including the SLiNG-GHG model, by relevant stakeholders to conduct contribution analysis of each GHG to screen the impact and potential mitigation opportunities in each stage of the natural gas supply chain.*

FINDING 4: The SLiNG-GHG model was designed to flexibly enable screening-level assessment of life cycle GHG intensity of different natural gas supply chains and assess future potential policy changes or adaptation of scientific measurements, all of which were demonstrated here in this study.

RECOMMENDATION 4: *The NPC recommends use of life cycle assessments to assess the GHG intensities of different supply chains and pathways. The NPC recommends that DOE sponsor research to develop measurement-informed, geospatial life cycle assessment tools that make use of ongoing and future availability of highly resolved geospatial GHG emissions datasets across the U.S. oil and gas supply chains.*

FINDING 5: There is limited integration of measurement-information datasets in life cycle assessments (LCAs). Integrating measurements into LCAs is challenging. Sensitivity analysis employing methane emissions data from two top-down measurement studies reinforce the versatility of the SLiNG-GHG model and the need for empirical datasets for use in LCA models. Operationalizing a global differentiated natural gas framework through a common Measuring, Monitoring, Reporting, and Verifying (MMRV) program requires the ability to verifiably distinguish emissions across different global natural gas supply chains, a goal that the SLiNG-GHG model could support.

RECOMMENDATION 5: *The NPC recommends that DOE sponsor the creation of a multistakeholder expert advisory group to meet periodically and create recommendations on integrating GHG emissions measurement data from multiple technologies across the natural gas supply chain into conventional life cycle assessment frameworks. Additional recommendations on the leadership, organization, and content of the guidelines are summarized in Appendix E-15.*

FINDING 6: Evaluation of GHG data presented in natural gas life cycle assessment (LCA) studies can be enhanced by the harmonization process presented in this study and the use of six pillars recommended by the National Academies of Sciences, Engineering, and Medicine. Harmonization can illuminate the challenges with current ways LCA has been done to inform guidance to improve LCA methodologies and ensure consistency.

RECOMMENDATION 6: *The NPC recommends that when evaluating LCA results from other studies or work, users are encouraged to review the harmonization process adopted in this study and assess results from such studies the six pillars recommend by the National Academies of Sciences, Engineering, and Medicine. The NPC recommends the DOE initiates and publishes best practice guidelines to conduct natural gas life cycle assessments.*

FINDING 7: Most existing life cycle assessment (LCA) frameworks are limited to attributional analysis of GHG emissions, which identify the

contribution of different stages or sources in the supply chain to total emissions and inform potential mitigation efforts. There is a lack of consequential LCA frameworks, which can be used to estimate the net impact of changes in the energy supply mix.

RECOMMENDATION 7: *The NPC recommends that DOE sponsor research efforts to develop consequential life cycle assessment (LCA) models consistent with existing LCA frameworks to support analysis of the GHG impacts of future natural gas use relative to other energy sources in the United States and around the world.*

CHAPTER 5

FINDING 1: Supply chain data availability is limited and challenging to use to produce supply chain-specific GHG estimates. National databases containing information related to basin-level natural gas production are inconsistent in data representation and transparency across production segment.

RECOMMENDATION 1: *The NPC recommends that the Energy Information Administration, National GHG Data Center, and other federal agencies provide supply chain-specific data and tools to enable tracking and reporting of GHG intensity at a supply chain level. This should be aligned and integrated with broader federal investment in remote sensing and data gathering, assessment, and reporting. To ensure data quality and functionality, operators should ensure reported supply chain data are accurate.*

FINDING 2: Natural gas supply chains have unique characteristics resulting in differentiated GHG emissions intensity on a delivered basis.

RECOMMENDATION 2: *The NPC recommends that, where natural gas GHG emissions intensity is reported or assessed—including for voluntary reporting, regulatory compliance, or for securing policy-driven incentives—the specific characteristics of natural gas supply chains be considered. This includes differentiating GHG emissions intensity on the basis of energy allocated GHG emissions by*

coproduct per basin, regional, and/or operator emissions performance where emissions reporting assurance can be provided.

FINDING 3: To meet future regulatory requirements and to achieve incremental methane abatement goals, significant deployment of new equipment and components will be required across oil and gas supply chains. This deployment should include established technologies as well as the further development of emerging technologies and new approaches to emissions abatement.

RECOMMENDATION 3: *The NPC recommends that the federal government, state governments, and oil and gas industry bodies expand funding for research and development to scale up production and deployment of equipment and technology—including, but not limited to, engines/turbines, compressors, and pneumatic devices—to abate methane emissions. The DOE and Congress should direct existing and future funding and tax credits to these activities to support further innovation, production capacity scaling, and deployment of equipment and technology to abate methane emissions.*

FINDING 4: Investment in new and existing natural gas infrastructure can contribute to a net reduction in GHG emissions. This can include reductions in flaring and infield energy use for gas delivery to markets with lower GHG emissions intensity than alternative routes.

RECOMMENDATION 4: *The NPC recommends the federal government, state governments, and local governments act to reduce barriers for infrastructure development. This includes projects and activities that can directly reduce GHG emissions at different steps of natural gas supply chains, as well as infrastructure to deliver natural gas to market in shorter and more efficient supply chains. Development of additional infrastructure will require societal engagement and national and local permitting reform as discussed in Chapters 1 and 2.*

FINDING 5: Little technical analysis has been performed on the potential reliability trade-offs of installing natural gas compressors with electric motor drivers versus natural gas-fired engine drivers.

RECOMMENDATION 5: *The NPC recommends further technical analysis be performed to better understand the potential reliability trade-offs of increasing the fleet of electric motor-driven compressor units across the natural gas supply chain for emissions reduction purposes.*

FINDING 6: Electrification of compressor stations could reduce Scope 1 emissions from natural gas compression. However, the trade-offs in this approach result in an increase in Scope 2 emissions (the degree of which is highly dependent on location) and has the potential to expose the energy supply chain to increased reliability risks. Operator collaboration with electric power providers, system operators, and oversight bodies can help address reliability risks.

RECOMMENDATION 6: *The NPC recommends that installation of electric drives be considered on a case-by-case basis alongside other cost-effective decarbonization strategies to ensure the delivery of clean, reliable energy. Furthermore, the NPC recommends the U.S. federal government coordinate policies and initiatives for low-carbon technology demonstration and deployment to maximize GHG emissions reductions within U.S. natural gas supply chains. This approach should balance electrification with reliability, security, and cost impacts against other decarbonization strategies. This includes but is not limited to deployment of carbon capture and storage in engine exhaust, hydrogen blending in driver fuel gas, and provision of low-carbon power for relevant gas supply chain steps.*

FINDING 7: Marginal abatement cost curves that use aggregated data are generally constructed in a way that does not adequately express true marginal cost. Using such marginal abatement cost curves to determine overall abatement costs and benefits will result in suboptimal actions because the costs and benefits for a specific firm and location and component emissions will vary from the aggregated marginal abatement cost curve. However, marginal abatement cost curves are a highly useful way for firms to determine their own prioritization and capital allocation for their own projects, where the emissions can be measured before and after, the capital cost can be determined

for the specific project, and the gas value is site specific.

FINDING 8: Individual operator GHG emissions reductions actions and road maps are often unique, combining different practices and technologies depending on the specific regions or basins in which they operate. Industry trade groups can play a critical role in helping to drive such collaboration between operators.

RECOMMENDATION 7: *The NPC recommends that, as oil and gas operators develop plans to reduce GHG emissions, they develop emissions reduction options and assess trade-offs at a local asset level and in coordination with peer and downstream operators and technology vendors. While implementing these plans, they should seek to join and contribute to efforts at a regional or basin level to share best practices, collaborate on technology deployment, and enable wider industry participation and collaboration.*

FINDING 9: The study recognizes each state's need to prioritize plugging and abandonment of orphan wells according to each state's prioritization criteria that include, but are not limited to, methane. The Interstate Oil & Gas Compact Commission is demonstrating leadership in this through their Orphan Well Task Force. The Infrastructure Investment and Jobs Act does not require methane quantification on state or private lands; on federal lands it allows estimation.

RECOMMENDATION 8: *The NPC recommends that the grant process needs to accelerate distribution of federal funds from Infrastructure Investment and Jobs Act to states for plug and abandon activity while retaining state primacy in the prioritization of wells to plug and abandon.*

There is no need to measure methane emissions at every well. Regarding quantification of methane emissions, for quality control purposes a sampling of plugged and abandoned orphan wells rather than each orphan well may suffice. The NPC recommends that DOE continue to work on reducing measurement costs to the states.

FINDING 10: The EPA/DOE Methane Emissions Reduction Program provides funding to monitor

and mitigate methane emissions from the oil and gas sector.

FINDING 11: The Infrastructure Investment and Jobs Act (IIJA) has \$4.7 billion in potential funding available. Again, the Interstate Oil & Gas Compact Commission has shown leadership on ways to leverage federal funding, with a resolution urging the Department of Interior to allow combining of carbon credits income with federal funding. This could be a useful innovation, as it will increase focus on methane emissions reductions, allow private-sector money (from carbon credit sales) to supplement the overall plug and abandon budget, and require no new process in the grant process for Infrastructure Investment and Jobs Act plug and abandon funds.

RECOMMENDATION 9: *The NPC recommends operators evaluate the efficacy of current state programs for funding plug and abandon efforts, and where required, provide additional funding. Options that some stakeholders have suggested for consideration are: (a) changing regulations to allow insurance rather than bonding, with the beneficiary being the state budget, and allowing an increasing insurance premium as the well's reserves deplete toward zero, (b) using production as a trigger, compelling a supplemental royalty from low-producing wells into the state plug and abandon fund in lieu of bonding, and (c) requiring all operators to pay a supplemental production fee into the state plug and abandon budget (as is done in many states), which could be a flat fee per unit of production or could have a different payment level for marginal well producers. As with many complex topics, there are advantages and disadvantages of each listed approach and the behavior that it might incentivize; regulators and the regulated operators should collaborate on ways to improve state plug and abandon programs.*

FINDING 12: Orphan wells on Tribal land: The Department of Interior should understand that unlike states, most Tribes don't have the resources to determine what is needed to fully address the orphan well issues on Tribal lands. The lack of organizational/technical resources in Tribes and federal agencies supporting Tribes has contributed to the fact that insufficient orphan well funding to date has gone to Tribes. Certain

Tribes have operating entities that are the operators of record for their wells, and appropriately take plug and abandon responsibilities for those wells. However, this does not extend to orphan wells, notably for liability concerns.

RECOMMENDATION 10: *The NPC recommends that, in addition to providing adequate funding, the federal government also supply organizational/technical resources to Tribal governmental authorities or entities that are willing to address orphan well issues on their lands, including:*

- 1. The Bureau of Indian Affairs needs to improve outreach and education on resources available to assist Tribes. Bureau of Indian Affairs needs to inform Tribes that funds are available and how to access them. Bureau of Indian Affairs should also consider requesting that organizations such as the National Congress of American Indians help inform and raise awareness.*
- 2. DOE should assist the Bureau of Indian Affairs in the prioritization and categorization process for plug and abandon actions so that funding and field activities are prioritized. Liability for orphan wells previously operated by others should not be transferred to the Tribal entity.*
- 3. DOE should provide coordinating resources to establish contact between plug and abandon contractors and Tribal authorities, similar to DOE's Carbon Matchmaker.*

RECOMMENDATION 11: *The NPC recommends that bonding requirements be commensurate with the risk and size of operator's operations on Tribal lands. The NPC further recommends creating an avenue to allow Tribes to work with the Department of the Interior to impose additional bonding requirements.*

FINDING 13: While the United States grapples with properly plugging and remediating approximately 92,000 documented orphan wells and potentially hundreds of thousands of undocumented orphan wells, it is important to ensure that the approximately one million active wells in the United States are properly plugged and remediated by their operators at end of life and that state and federal oil and gas agencies are adequately funded by industry and state budgets to plug orphan wells that slip through the cracks.

States have pursued reforms in recent years to strengthen financial assurance requirements, strengthen idle well management, increase well transfer oversight, and state orphan well plug and abandon funds. The Infrastructure Investment and Jobs Act encourages this activity by providing states with incentives of up to \$70 million each for enhancement to plugging rules; work on financial assurance, idle wells, and well transfer; and increased in-state orphan well funding. There is no one right way to manage orphan wells programs—states have many tools to use based on their historical and current industries, geographic and geological factors, and related issues.

RECOMMENDATION 12: *The NPC recommends that states and federal land management agencies continue to work with the Interstate Oil & Gas Compact Commission to develop guidance for agencies looking to strengthen these policy tools.*

FINDING 14: Energy scenarios are critical for energy system planning. The most useful scenarios provide granular details about production and consumption within different regions of the country and sectors of the economy. Many organizations provide scenarios, but Energy Information Administration’s scenarios are uniquely valuable due to their granularity.

RECOMMENDATION 13: *The NPC recommends that, while the Energy Information Administration is updating the National Energy Modeling System, the functionality of the model should be enhanced to improve modeling and subsequent planning for the reduction of GHG emissions across locations and sectors for reducing GHG emissions across all energy systems. This can include functionality enhancements to enable the assessment of carbon dioxide and methane emissions from all energy systems across different scenarios, incorporating modeling of system resilience and enhanced integration with climate assessment models.*

FINDING 15: Energy Information Administration scenarios presently consider only current policies, limiting the range of future energy system plans. They also do not estimate methane emissions or model how those emissions would change under future scenarios.

RECOMMENDATION 14: *The NPC recommends the Energy Information Administration seek to provide a platform for more widespread third-party modeling of future energy and climate scenarios, including those contemplating changes in future policies that impact GHG emissions. This can include the development of an independent research platform to facilitate the comparison of different net zero and other low GHG emissions scenarios.*

FINDING 16: CO₂ emissions from natural gas supply chains will grow, unless there is greater deployment of emissions abatement technologies, including electrification, carbon capture and storage, and low carbon intensity hydrogen.

RECOMMENDATION 15: *The National Petroleum Council recommends that the federal government coordinate policies and initiatives for low carbon technology demonstration and deployment and to maximize GHG emissions reduction impacts within U.S. natural gas supply chains. Like current DOE programs supporting research, development, demonstration, and deployment activities for methane measurement and control technologies, there is an opportunity for DOE to develop a new program to support lower carbon intensity technologies to provide these needed functions in the U.S. natural gas industry. For carbon dioxide abatement, this includes but is not limited to deployment of carbon capture and storage in LNG liquefaction, scaling electrified solutions across gas supply chains, and enabling the availability of low-carbon power for relevant gas supply chain steps.*

FINDING 17: The implementation of durable policy will provide for a stable and predictable environment to enable long-term investments, strengthen public trust and acceptance, and to incentivize further innovation in emissions reduction practices and the deployment of new technologies.

RECOMMENDATION 16:

The NPC recommends that:

- *The oil and gas industry, along with federal and state governments, engage to design policies, including those recommended in this study, in a durable way.*

- *The oil and gas industry support and enable the development and implementation of policies that achieve these objectives.*

FINDING 18: Multiple examples of market-based mechanisms exist that have been demonstrated to effectively incentivize GHG emissions reductions. These represent a diverse set of policy instruments cutting across a wide range of different markets and jurisdictions.

RECOMMENDATION 17: *The NPC recommends federal and state governments adopt market-based mechanisms to generate incentives for investment in GHG emissions reductions throughout natural gas supply chains. These mechanisms should include oil and gas industry-specific mechanisms focused on methane emissions and economy-wide mechanisms that address carbon dioxide and other GHGs.*

FINDING 19: Today there are few regulatory or other policy structures (excluding cap and trade and carbon taxes) in place that enable the pass-through of incremental value associated with lower GHG intensity natural gas. While certified gas markets and price formation around certified natural gas are still developing, they are limited in scale, without a material price premium, and lack uniform, measurement-based criteria to justify differentiation.

RECOMMENDATION 18: *The NPC recommends standard-setting bodies develop mechanisms to enable utilities, gas marketers, and consumers of natural gas to differentiate lower GHG intensity natural gas, specifically providing recognized standards, frameworks, and metrics for buyers and sellers to incorporate into gas transaction contracts. These standards should be measurement-based where feasible.*

FINDING 20: The growth in U.S. LNG exports can contribute to GHG emissions reductions globally but may result in an increase in GHG emissions within U.S. natural gas supply chains. To mitigate the growth in these emissions, investments in lower carbon technologies will need to be recognized and incentivized.

RECOMMENDATION 19:

The NPC recommends:

- *The U.S. federal government should continue to leverage U.S. LNG exports to promote energy security and the potential for global GHG reductions.*
- *The U.S. federal government should continue to work toward international recognition of the lower emissions intensity of U.S. exported products, including LNG.*



APPENDICES

Appendix A:
Request Letter and Description of the NPC

Appendix B:
Study Group Rosters
Description of Additional Materials





The Secretary of Energy

Washington, DC 20585

April 22, 2022

Mr. Darren W. Woods
Chair
National Petroleum Council
1625 K Street, NW, Suite 600
Washington, DC 20006

Dear Mr. Woods:

Adoption of ambitious emissions reduction targets is increasing among governments and private-sector entities around the world. The United States has its own emissions reduction targets, including a 50 to 52 percent reduction in greenhouse gases (GHG) from 2005 levels by 2030 and net zero emissions economy-wide by 2050. It is important to note that over 70 percent of National Petroleum Council (NPC) members' companies or organizations have initiatives or commitments to reduce Scope(s) 1, 2, and, in some cases, 3 GHG emissions and/or investments in clean energy technologies. U.S.-produced natural gas is an abundant resource that plays an essential role in energy security. U.S.-produced natural gas can continue to provide reliable and affordable energy, both domestically and abroad, if its emissions are reduced and, ultimately, eliminated or offset by the asset owners and operators.

An NPC study assessing GHG emissions reduction plans and potential across the U.S. natural gas value chain can provide numerous insights for the Department of Energy, as well as other government agencies, industry, technology innovators, commercial vendors, and standards setting organizations. Understanding, quantifying, and tracking GHG emissions is an essential component of measuring our progress in meeting emissions reduction targets. Addressing methane is of particular importance—the Global Methane Pledge, announced at COP26 in November 2021, requires signatories to collectively reduce global methane emissions by 30 percent from 2020 levels by 2030. Going forward, there will be many options for reducing GHG emissions, including methane, based on technology, policy, and other factors. Accordingly, I request that the NPC undertake a study that defines pathways and prioritizes options for GHG emissions reduction across the U.S. natural gas value chain, placing particular emphasis on those having the potential to contribute to the achievement of the Global Methane Pledge and U.S. emissions reduction targets.


A study on the path forward for U.S.-produced natural gas should include the following:

- Characterization of the state of GHG emissions and emissions reduction plans and programs across the U.S. natural gas value chain, including extraction, processing, transport, storage, liquefaction, and distribution.

- Identification of the highest-emitting value chain segments and those initiatives that can offer the most impactful, cost-effective, and achievable GHG reduction opportunities.
- Exploration of options on how detection of GHG emissions from U.S.-produced natural gas can be characterized by employing both direct detection via terrestrial, airborne, and space-based monitoring, and indirect detection via emissions coefficients and proxy values, to provide useful information for public- and private-sector decision makers, as well as other stakeholders, recognizing potential variability due to different technologies, sources of supply, and end uses.
- Discussion of modeling frameworks that are utilized for lifecycle emissions analysis and can provide results of consequences regarding the impacts of natural gas relative to other energy sources, both domestically and internationally.
- Discussion of potential tradeoffs of low- and no-emissions natural gas, including energy and economic security, environmental justice, the carbon intensity of the products resulting from its use, e.g., heat, power, and chemicals, and other environmental impacts.
- Evaluation of the feasibility and effectiveness of different approaches, individually and in combination, to reduce and/or offset GHG emissions across the existing and evolving natural gas value chain. Approaches may include technology investments, market mechanisms, and policy and regulatory measures.

For the purposes of the study, I am designating Deputy Secretary David Turk to represent me. As my designee, in coordination with you, as the NPC Chair, he can approve the establishment and membership of subcommittees or working groups, as well as designate Government employees as Cochairs for any subcommittees or working groups, as required. The Assistant Secretary for Fossil Energy and Carbon Management will work with Deputy Secretary Turk to identify Government Cochairs.

Sincerely,



Jennifer Granholm

DESCRIPTION OF THE NATIONAL PETROLEUM COUNCIL

In May 1946, the President stated in a letter to the Secretary of the Interior that he had been impressed by the contribution made through government/industry cooperation to the success of the World War II petroleum program. He felt that it would be beneficial if this close relationship were to be continued and suggested that the Secretary of the Interior establish an industry organization to advise the Secretary on oil and natural gas matters. Pursuant to this request, Interior Secretary J. A. Krug established the National Petroleum Council (NPC) on June 18, 1946. In October 1977, the Department of Energy was established and the Council's functions were transferred to the new Department.

The purpose of the NPC is solely to advise, inform, and make recommendations to the Secretary of Energy and the Executive Branch on any matter requested or approved by the Secretary, relating to oil and natural gas or the oil and gas industries. Matters that the Secretary would like to have considered by the Council are submitted in the form of a letter outlining the nature and scope of the study. The Council reserves the right to decide whether it will consider any matter referred to it.

Examples of reports of studies undertaken by the NPC at the request of the Secretary include:

- *Charting The Course – Reducing GHG Emissions from the U.S. Natural Gas Supply Chain* (2024)
- *Harnessing Hydrogen: A Key Element of the U.S. Energy Future* (2024)
- *Principles, and Oil & Gas Industry Initiatives and Technologies for Progressing to Net Zero* (2022)
- *Petroleum Market Developments – Progress and Actions to Increase Supply and Improve Resilience* (2022)
- *Meeting the Dual Challenge: A Roadmap to At-Scale Deployment of Carbon Capture, Use, and Storage* (2019)
- *Dynamic Delivery: America's Evolving Oil and Natural Gas Transportation Infrastructure* (2019)
- *Supplemental Assessment to the 2015 Report – Arctic Potential* (2018)
- *Arctic Potential: Realizing the Promise of U.S. Arctic Oil and Gas Resources* (2015)
- *Enhancing Emergency Preparedness for Natural Disasters* (2014)
- *Advancing Technology for America's Transportation Future* (2012)
- *Prudent Development: Realizing the Potential of N. America's Abundant Natural Gas & Oil Resources* (2011)
- *One Year Later: An Update On Facing the Hard Truths about Energy* (2008)
- *Facing the Hard Truths about Energy: A Comprehensive View to 2030 of Global Oil & Natural Gas* (2007)
- *Observations on Petroleum Product Supply* (2004)
- *Balancing Natural Gas Policy – Fueling the Demands of a Growing Economy* (2003)
- *Securing Oil and Natural Gas Infrastructures in the New Economy* (2001)
- *U.S. Petroleum Refining—Assuring the Adequacy and Affordability of Cleaner Fuels* (2000)
- *Meeting the Challenges of the Nation's Growing Natural Gas Demand* (1999)
- *U.S. Petroleum Product Supply—Inventory Dynamics* (1998)
- *Issues for Interagency Consideration: A Supplement to Future Issues* (1996)
- *Future Issues – A View of U.S. Oil & Natural Gas to 2020* (1995)
- *Research, Development, and Demonstration Needs of the Oil and Gas Industry* (1995)
- *Marginal Wells* (1994)
- *The Oil Pollution Act of 1990: Issues and Solutions* (1994)
- *U.S. Petroleum Refining – Meeting Requirements for Cleaner Fuels and Refineries* (1993)
- *The Potential for Natural Gas in the United States* (1992)
- *Petroleum Refining in the 1990s – Meeting the Challenges of the Clean Air Act* (1991)
- *Short-Term Petroleum Outlook – An Examination of Issues and Projections* (1991)
- *Industry Assistance to Government – Methods for Providing Petroleum Industry Expertise During Emergencies* (1991)
- *Petroleum Storage & Transportation* (1989)
- *Integrating R&D Efforts* (1988)
- *Factors Affecting U.S. Oil & Gas Outlook* (1987)
- *U.S. Petroleum Refining* (1986)
- *The Strategic Petroleum Reserve* (1984).

The NPC does not concern itself with trade practices, does not lobby, nor does it engage in any of the usual trade association activities. The Council is subject to the provisions of the Federal Advisory Committee Act of 1972.

Members of the National Petroleum Council are appointed by the Secretary of Energy and represent all segments of the oil and gas industries and related interests. The NPC is headed by a Chair and a Vice Chair, who are elected by the Council. The Council's operations are supported entirely by voluntary contributions from its members. Additional information on the Council is available at www.npc.org.

NATIONAL PETROLEUM COUNCIL MEMBERSHIP

2023

J. Kevin Akers	President and Chief Executive Officer	Atmos Energy Corporation
M. Jay Allison	Chairman and Chief Executive Officer	Comstock Resources, Inc.
Orlando A. Alvarez	Chairman and President	bp America Inc.
Thurmon M. Andress	President	Andress Oil & Gas Company LLC
Alan S. Armstrong	President and Chief Executive Officer	The Williams Companies, Inc.
Greg L. Armstrong	Co-Founder and Retired Chairman and Chief Executive Officer	Plains All American Pipeline, L.P.
Robert G. Armstrong	Chairman of the Board	Armstrong Energy Corporation
William D. Armstrong	President	Armstrong Oil & Gas, Inc.
Greg A. Arnold	Chairman and Chief Executive Officer	The Arnold Companies
Vicky A. Bailey	President	Anderson Stratton Enterprises, LLC
Holly A. Bamford	Chief Conservation Officer	National Fish and Wildlife Foundation
Filipe Barbosa	Senior Partner	McKinsey & Company, Inc.
Edward H. Bastian	Chief Executive Officer	Delta Air Lines, Inc.
Kamel Ben-Naceur	2022 President	Society of Petroleum Engineers
Kevin D. Book	Managing Director, Research	ClearView Energy Partners, LLC
Jason E. Bordoff	Co-Founding Dean, Columbia Climate School Founding Director, Center on Global Energy Policy Professor of Professional Practice in International and Public Affairs School of International and Public Affairs	Columbia University
E. Russell Braziel	Executive Chairman	RBN Energy, LLC
Mary Anne Brelinsky	President and Chief Commercial Officer Alpha Generation, LLC	ArcLight Capital Partners, LLC
Daniel E. Brown	President and Chief Executive Officer	Chord Energy Corporation
Maryam S. Brown	President	Southern California Gas Company
Mark S. Brownstein	Senior Vice President, Energy Transition	Environmental Defense Fund
Jeffrey A. Bruner	President	Iroquois Pipeline Operating Company
Calvin G. Butler, Jr.	President and Chief Executive Officer	Exelon Corporation
Deborah H. Caplan	Retired Executive Vice President Human Resources and Corporate Services	NextEra Energy, Inc.
Daniel C. Cardenas, Jr.	Chief Executive Officer and Chairman	National Tribal Energy Association
Robert B. Catell	Chairman Advanced Energy Research and Technology Center	Stony Brook University

NATIONAL PETROLEUM COUNCIL

W. C. W. Chiang	Chairman and Chief Executive Officer	Plains All American Pipeline, L.P.
John J. Christmann IV	Chief Executive Officer and President	APA Corporation
Ralph Cleveland	President and Chief Executive Officer	American Association of Blacks in Energy
Carlin G. Conner	Chairman and Chief Executive Officer	International-Matex Tank Terminals
David E. Constable	Chairman and Chief Executive Officer	Fluor Corporation
Christi L. Craddick	Chairman Railroad Commission of Texas	State of Texas
Helima L. Croft	Head of Global Commodity Strategy and MENA Research Global Research	RBC Capital Markets Corporation
Edmund Crooks	Vice-Chair, Americas	Wood Mackenzie Inc.
Trammell S. Crow	Founder	EarthX
W. Allen Custard, III	President	Pitts Oil Company, LLC
William A. Custard	President	Custard/Pitts, Inc.
Charles D. Davidson	Partner	Quantum Capital Group
Roberto E. De Hoyos	Vice President of Public Affairs	Tenaris Global Services
Richard P. Dealy	Chief Executive Officer	Pioneer Natural Resources Company
Robert F. Delamar	Chief Executive Officer and Co-Founder	Kanata Clean Power & Climate Technologies Corp.
Domenic J. Dell’Osso, Jr.	President and Chief Executive Officer	Chesapeake Energy Corporation
Claiborne P. Deming	Director	Murphy USA, Inc.
Claudio Descalzi	Chief Executive Officer and General Manager	Eni S.p.A.
Leslie M. Duke	Chair and Chief Executive Officer	Burns & McDonnell Engineering Company, Inc.
Timothy S. Duncan	President and Chief Executive Officer	Talos Energy Inc.
W. Byron Dunn	Founding Partner and Chief Executive Officer	Tubular Synergy Group, LP
Gregory L. Ebel	President and Chief Executive Officer	Enbridge Inc.
John W. England	Partner Global Sector Leader – Oil, Gas & Chemicals	Deloitte LLP
Neva M. Espinoza	Vice President Energy Supply and Low-Carbon Resources	Electric Power Research Institute
Alexander Esslemont	President and Chief Executive Officer	Parker Wellbore
Jillian C. Evanko	President and Chief Executive Officer	Chart Industries, Inc.
Julie L. Fedorchak	Commissioner North Dakota Public Service Commission	State of North Dakota
Corri A. Feige	President and Principal	Terra Piniun, LLC
Fereidun Fesharaki	Chairman	FACTS Global Energy

NATIONAL PETROLEUM COUNCIL

Bryan K. Fisher	Managing Director Climate Aligned Industries	Rocky Mountain Institute
James C. Flores	Chairman, Chief Executive Officer and President	Sable Minerals, Inc.
Randy A. Foutch	Lead Independent Director	Helmerich & Payne, Inc.
Ann G. Fox	President and Chief Executive Officer	Nine Energy Service, Inc.
Mark N. Fox	Chairman	Mandan, Hidatsa and Arikara Nation
Jack A. Fusco	President and Chief Executive Officer	Cheniere Energy, Inc.
Paula A. Gant	President and Chief Executive Officer	GTI Energy
Robert W. Gee	President	Gee Strategies Group LLC
Meg A. Gentle	Managing Director	HIF Global
Seifi Ghasemi	Chairman, President and Chief Executive Officer	Air Products and Chemicals, Inc.
James A. Gibbs	Chairman	Five States Energy Company, LLC
Angela D. Gildea	U.S. Sector Leader – Energy, Natural Resources and Chemicals	KPMG LLP
David C. Glendon	President and Chief Executive Officer	Sprague Resources LP
Paula R. Glover	President	Alliance to Save Energy
Christopher L. Golden	U.S. Country Manager	Equinor Exploration and Production International
Lawrence J. Goldstein	Trustee and Director of Special Projects	Energy Policy Research Foundation, Inc.
Joseph W. Gorder	Executive Chairman	Valero Energy Corporation
Andrew Gould	Advisory Board Chairman	Kayrros SAS
Michael J. Graff	Chairman and Chief Executive Officer American Air Liquide Holdings, Inc. Executive Vice President, Americas and Asia-Pacific	Air Liquide Group
Jay C. Graham	Chief Executive Officer	Spur Energy Partners LLC
Samantha J. Gross	Director, Energy Security and Climate Initiative Fellow, Foreign Policy	The Brookings Institution
David W. Grzebinski	President and Chief Executive Officer	Kirby Corporation
Sandy Guitar	Managing Director	HX Venture Fund
James T. Hackett	President	Tessellation Services, LLC
Kourtney K. Hadrick	Operating Director – Energy	Southern Ute Indian Tribe Growth Fund
John A. Harju	Vice President for Strategic Partnerships Energy & Environmental Research Center	University of North Dakota
Marilu Hastings	Executive Vice President Director, Mitchell Innovation Lab	The Cynthia and George Mitchell Foundation

NATIONAL PETROLEUM COUNCIL

Blainey Maguire Hess	President and Chief Executive Officer	Maguire Oil Company
John B. Hess	Chief Executive Officer	Hess Corporation
Jack D. Hightower	Chairman and Chief Executive Officer	HighPeak Energy, Inc.
Stephen L. Hightower	President and Chief Executive Officer	Hightowers Petroleum Co.
Jeffery D. Hildebrand	Executive Chairman and Founder	Hilcorp Energy Company
Torrence L. Hinton	President	Peoples Gas and North Shore Gas
Forrest E. Hoglund	Chairman and Chief Executive Officer	SeaOne Holdings, LLC
Vicki A. Hollub	President and Chief Executive Officer	Occidental Petroleum Corporation
Martin J. Houston	Executive Chairman	Tellurian Inc.
Hunter L. Hunt	Chairman and Chief Executive Officer	Hunt Energy, LLC
Ray L. Hunt	Executive Chairman	Hunt Consolidated, Inc.
Rusty Hutson Jr.	Co-Founder and Chief Executive Officer	Diversified Energy Company PLC
J. Jon Imaz	Chief Executive Officer	Repsol
Roger W. Jenkins	President and Chief Executive Officer	Murphy Oil Corporation
Angela D. John	Director	Parkland Corporation
Thomas E. Jorden	Chairman, Chief Executive Officer and President	Coterra Energy Inc.
J. Martin Keighley	Chief Executive Officer	CarbonFree
Nathaniel O. Keohane	President	Center for Climate and Energy Solutions
James Y. Kerr II	Chairman, President and Chief Executive Officer	Southern Company Gas
Ryan S. Keys	Co-Chief Executive Officer	Triple Crown Resources, LLC
Elizabeth R. Killinger	President, NRG Home and Reliant Energy	NRG Energy, Inc.
John Krenicki, Jr.	Vice Chairman	Clayton, Dubilier & Rice, LLC
Vello A. Kuuskraa	President	Advanced Resources International, Inc.
Ryan M. Lance	Chairman and Chief Executive Officer	ConocoPhillips Company
Kenneth T. Lane	Former Executive Vice President Olefins and Polyolefins	LyondellBasell Industries N.V.
Laura J. Lane	Executive Vice President and Chief Corporate Affairs and Sustainability Officer	United Parcel Service, Inc.
Roderick A. Larson	President and Chief Executive Officer	Oceanering International, Inc.
Mark E. Lashier	President and Chief Executive Officer	Phillips 66 Company
Stephen D. Layton	President	E&B Natural Resources Management Corporation
Olivier Le Peuch	Chief Executive Officer	SLB
Francisco J. Leon	President and Chief Executive Officer	California Resources Corporation
Rebecca B. Liebert	President and Chief Executive Officer	The Lubrizol Corporation

NATIONAL PETROLEUM COUNCIL

Timothy C. Lieuwen	Executive Director The Strategic Energy Institute	Georgia Institute of Technology
Michael C. Linn	President and Chief Executive Officer	MCL Ventures LLC
Melanie A. Little	President and Chief Executive Officer	Colonial Pipeline Company
Mario R. Lugo	Chief Executive Officer and Chairman	Trendsetter Engineering, Inc.
Arunava J. Majumdar	Dean, Stanford Doerr School of Sustainability Jay Precourt Professor, Professor of Mechanical Engineering Senior Fellow at the Precourt Institute for Energy and Senior Fellow, by courtesy, at the Hoover Institution	Stanford University
Paul D. Marsden	President, Energy Global Business Unit	Bechtel Corporation
Andrew S. Marsh	Chairman and Chief Executive Officer	Entergy Corporation
Elizabeth A. Matthews	Senior Vice President, General Counsel, Head of Government Affairs and Corporate Secretary	Bristow Group Inc.
Robert S. McAnnally	President and Chief Executive Officer	ONE Gas, Inc.
Kelly R. McClelland	Chairman, Chief Executive Officer and President	Offshore Inspection Group, Inc.
Mark A. McFarland	President and Chief Executive Officer	Talen Energy Corporation
Rae McQuade	President	North American Energy Standards Board
Kenneth B. Medlock III	James A. Baker III and Susan G. Baker Fellow in Energy and Resource Economics and Senior Director, Center for Energy Studies, James A. Baker III Institute for Public Policy Director, Master of Energy Economics, Economics Department	Rice University
Katie Mehnert	Founder and Chief Executive Officer	ALLY Energy
Chad Michael	Partner and President	Tudor, Pickering, Holt & Co., LLC
David B. Miller	Founding Partner	EnCap Investments L.P.
Jeffrey A. Miller	Chairman, President and Chief Executive Officer	Halliburton Company
Mark K. Miller	President	Merlin Energy, Inc.
Valerie A. Mitchell	President	Troy Energy
Alicia E. Moy	President and Chief Executive Officer	Hawai'iGas
Jaime Muguero	President – USA	CEMEX USA
David L. Murfin	President	Murfin Drilling Co., Inc.
Mark B. Murphy	President	Strata Production Company
Richard G. Newell	President and Chief Executive Officer	Resources for the Future
J. Larry Nichols	Chairman Emeritus	Devon Energy Corporation

NATIONAL PETROLEUM COUNCIL

Pierce H. Norton II	President and Chief Executive Officer	ONEOK, Inc.
Meg E. O'Neill	Chief Executive Officer and Managing Director	Woodside Energy Group Ltd.
Donald L. Paul	Executive Director of the USC Energy Institute Professor and William M. Keck Chair of Energy Resources Viterbi School of Engineering	University of Southern California
Robert W. Perciasepe	Senior Advisor	Center for Climate and Energy Solutions
José L. Pérez	President and Chief Executive Officer	Hispanics in Energy
Douglas J. Pferdehirt	Chairman and Chief Executive Officer	TechnipFMC plc
François L. Poirier	President and Chief Executive Officer	TC Energy Corporation
Patrick Pouyanné	Chairman and Chief Executive Officer	TotalEnergies, S.E.
Tricia R. Pridemore	Commissioner Georgia Public Service Commission	State of Georgia
Revati Puranik	Co-Owner, Executive Vice President and Global Chief Operating Officer	Worldwide Oilfield Machine, Inc.
Corbin J. Robertson, Jr.	Chairman and Chief Executive Officer	Quintana Minerals Corporation
Rex A. Rock, Sr.	President and Chief Executive Officer	Arctic Slope Regional Corporation
Todd J. Russo	Chief Executive Officer	Buckeye Partners, L.P.
Matthew K. Schatzman	Chairman and Chief Executive Officer	NextDecade Corporation
Tisha Conoly Schuller	Chief Executive Officer and Founding Principal	Adamantine Energy LLC
Amy M. Schumacher	Chief Executive Officer	The Heritage Group
Anna C. Shaughnessy	2025 President-Elect	American Geosciences Institute
Suhail A. Sikhtian	Global Head, Natural Resources Group	Goldman, Sachs & Co. LLC
Lorenzo Simonelli	Chairman and Chief Executive Officer	Baker Hughes Company
Eric S. Slifka	President and Chief Executive Officer	Global Partners LP
Sivasankaran Somasundaram	President and Chief Executive Officer	ChampionX Corporation
Jeffrey B. Spath	Stephen A. Holditch '69 Department Head Chair in Petroleum Engineering Head, Harold Vance Department of Petroleum Engineering	Texas A&M University
Bert K. Stedman	Alaska State Senator Chairman	The Energy Council
Julie T. Sweet	Chair and Chief Executive Officer	Accenture
Cindy B. Taylor	Chief Executive Officer and President	Oil States International, Inc.
A. James Teague	Director and Co-Chief Executive Officer	Enterprise Products Partners L.P.
Berry H. Tew, Jr.	State Geologist of Alabama Oil and Gas Supervisor Geological Survey of Alabama	State of Alabama
Alex Tiller	Chief Executive Officer and President	Carbonvert

NATIONAL PETROLEUM COUNCIL

Lee M. Tillman	Chairman, President and Chief Executive Officer	Marathon Oil Corporation
Scott W. Tinker	Director Emeritus, Bureau of Economic Geology Jackson School of Geosciences State Geologist of Texas	The University of Texas
William Paschall Tosch	Vice Chairman Global Energy Investment Banking	J.P. Morgan Securities LLC
H. A. True	Executive Partner and Chief Operating Officer	Bridger Pipeline LLC
Robert B. Tudor III	Chief Executive Officer	Artemis Energy Partners
D. James Umpleby III	Chairman of the Board and Chief Executive Officer	Caterpillar Inc.
Gregory B. Upton, Jr.	Executive Director and Associate Professor – Research Center for Energy Studies	Louisiana State University
Hallie A. Vanderhider	Director	EQT Corporation
Vaughn O. Vennerberg II	President and Founder	Ossian Oil and Gas Resources
Frank A. Verrastro	Senior Advisor Energy Security and Climate Change Program	Center for Strategic & International Studies
Bruce H. Vincent	Chief Executive Officer	Vincent & Company
Patricia K. Vincent-Collawn	Chairman and Chief Executive Officer	PNM Resources, Inc.
Richard Voorberg	President, North America	Siemens Energy, Inc.
John B. Walker	Executive Chairman	EnerVest, Ltd.
John W. Wallace	Chairman and Chief Executive Officer	DeGolyer and MacNaughton
Everett M. Waller	Chairman Osage Minerals Council	Osage Nation
Anastacia B. Warunek	Executive Vice President of Global Business	Cenergy International Services, Inc.
Gretchen H. Watkins	President	Shell USA, Inc.
William J. Way	President and Chief Executive Officer	Southwestern Energy Company
J. Robinson West	Chairman Emeritus Center for Energy Impact	The Boston Consulting Group
Stephen D. Westhoven	President and Chief Executive Officer	New Jersey Resources Corporation
William H. White	Principal	White Interests
Clay C. Williams	Chairman, President and Chief Executive Officer	NOV Inc.
Mary Jane Wilson	President and Chief Executive Officer	WZI Inc.
Michael K. Wirth	Chairman of the Board and Chief Executive Officer	Chevron Corporation
Darren W. Woods	Chairman, President and Chief Executive Officer	Exxon Mobil Corporation
Alex W. Wright	Chief Executive Officer and President	Ariel Corporation

NATIONAL PETROLEUM COUNCIL

Lori Wrotenbery	Executive Director	Interstate Oil and Gas Compact Commission
Ezra Y. Yacob	Chairman and Chief Executive Officer	EOG Resources, Inc.
Danial D. Yates	Executive Director	The Ground Water Protection Council
George M. Yates	President and Chief Executive Officer	HEYCO Energy Group, Inc.
Lloyd M. Yates	President and Chief Executive Officer	NiSource Inc.
Daniel H. Yergin	Vice Chairman	S&P Global Corporation
Vern D. Yu	President and Chief Executive Officer	AltaGas Ltd.
Lois K. Zabrocky	President and Chief Executive Officer	International Seaways, Inc.



Appendix B

STUDY GROUP ROSTERS

STUDY PARTICIPATION

Participants in this study contributed in a variety of ways, ranging from work in all study areas, to involvement on a specific topic, or to reviewing proposed materials. Involvement in these activities should not be construed as endorsement or agreement with all the statements, findings, and recommendations in this report. Additionally, while U.S. government participants provided significant assistance in the identification and compilation of data and other information, they did not take positions on the study's recommendations.

As a federally appointed and chartered advisory committee, the NPC is solely responsible for the final advice provided to the Secretary of Energy. However, the Council believes that the broad and diverse participation has informed and enhanced its study and advice. The Council is very appreciative of the commitment and contributions from all who participated in the process.

This appendix lists the individuals who served on this study's Committee, Coordinating Subcommittee, Task Groups, Subgroups, and Teams, as a recognition of their contributions. In addition, the National Petroleum Council wishes to acknowledge the numerous other individuals and organizations who participated in some aspects of the work effort through outreach meetings or other contacts. Their time, energy, and commitment significantly enhanced the study and their contributions are greatly appreciated.

LIST OF STUDY GROUPS:

Committee on GHG Emissions	3
Coordinating Subcommittee	6
Chapter 1 – Baseline and Expected Pathways	9
Chapter 2 – Societal Considerations & Impacts (SC&I)	11
Chapter 3 – Detection Technology	12
Chapter 4 – Life Cycle Analysis (LCA)	14
Chapter 5 – Analytics and Trade-offs	15
Less Capitalized Operators Workshop Planning Subgroup	16
Writing Team	18
Education and Communications Team	19

NPC COMMITTEE ON GHG EMISSIONS

Chair

Ryan M. Lance Chairman and Chief Executive Officer ConocoPhillips Company

Government Cochair

Hon. David M. Turk Deputy Secretary of Energy U.S. Department of Energy

Ex Officio

Alan S. Armstrong Chair National Petroleum Council
Michael K. Wirth Chair NPC Committee on Hydrogen Energy

Secretary

Marshall W. Nichols Executive Director National Petroleum Council

Steering Committee Members

Mark S. Brownstein Senior Vice President, Energy Transition Environmental Defense Fund
Trammell S. Crow Founder EarthX
Richard P. Dealy Chief Executive Officer Pioneer Natural Resources Company
Jack A. Fusco President and Chief Executive Officer Cheniere Energy, Inc.
Marilu Hastings Executive Vice President
Director, Mitchell Innovation Lab The Cynthia and George Mitchell Foundation
Vicki A. Hollub President and Chief Executive Officer Occidental Petroleum Corporation
James Y. Kerr II Chairman, President and
Chief Executive Officer Southern Company Gas
Mark K. Miller President Merlin Energy, Inc.
Donald L. Paul Executive Director of the USC Energy Institute
Professor and William M. Keck Chair of
Energy Resources University of Southern California
Viterbi School of Engineering
Lorenzo Simonelli Chairman and Chief Executive Officer Baker Hughes Company
J. Robinson West Chairman Emeritus
Center for Energy Impact The Boston Consulting Group
Darren W. Woods Chairman, President and
Chief Executive Officer Exxon Mobil Corporation

Study Committee Members

Orlando A. Alvarez Chairman and President bp America Inc.
Filipe Barbosa Senior Partner McKinsey & Company, Inc.
Kevin D. Book Managing Director, Research ClearView Energy Partners, LLC
Jeffrey A. Bruner President Iroquois Pipeline Operating Company
Deborah H. Caplan Retired Executive Vice President,
Human Resources and Corporate Services NextEra Energy, Inc.
John J. Christmann IV Chief Executive Officer and President APA Corporation

NPC COMMITTEE ON GHG EMISSIONS

Christi L. Craddick	Chairman Railroad Commission of Texas	State of Texas
W. Allen Custard, III	President	Pitts Oil Company, LLC
Gregory L. Ebel	President and Chief Executive Officer	Enbridge Inc.
Jillian C. Evanko	President and Chief Executive Officer	Chart Industries, Inc.
Randy A. Foutch	Lead Independent Director	Helmerich & Payne, Inc.
Christopher L. Golden	U.S. Country Manager	Equinor Exploration and Production International
Andrew Gould	Advisory Board Chairman	Kayrros SAS
Kourtney K. Hadrick	Operating Director – Energy	Southern Ute Indian Tribe Growth Fund
John B. Hess	Chief Executive Officer	Hess Corporation
Jeffery D. Hildebrand	Executive Chairman and Founder	Hilcorp Energy Company
Martin J. Houston	Executive Chairman	Tellurian Inc.
Hunter L. Hunt	Chairman and Chief Executive Officer	Hunt Energy, LLC
J. Jon Imaz	Chief Executive Officer	Repsol
Vello A. Kuuskraa	President	Advanced Resources International, Inc.
Stephen D. Layton	President	E&B Natural Resources Management Corporation
Olivier Le Peuch	Chief Executive Officer	SLB
Andrew S. Marsh	Chairman and Chief Executive Officer	Entergy Corporation
Kelly R. McClelland	Chairman, Chief Executive Officer and President	Offshore Inspection Group, Inc.
Mark A. McFarland	President and Chief Executive Officer	Talen Energy Corporation
Rae McQuade	President	North American Energy Standards Board
Kenneth B. Medlock III	James A. Baker III and Susan G. Baker Fellow in Energy and Resource Economics and Senior Director, Center for Energy Studies, James A. Baker III Institute for Public Policy, Director, Master of Energy Economics, Economics Department	Rice University
Jeffrey A. Miller	Chairman, President and Chief Executive Officer	Halliburton Company
David L. Murfin	President	Murfin Drilling Co., Inc.
Richard G. Newell	President and Chief Executive Officer	Resources for the Future
J. Larry Nichols	Chairman Emeritus	Devon Energy Corporation
Pierce H. Norton II	President and Chief Executive Officer	ONEOK, Inc.
Jeffrey B. Spath	Stephen A. Holditch '69 Department Head Chair in Petroleum Engineering Head, Harold Vance Department of Petroleum Engineering	Texas A&M University

NPC COMMITTEE ON GHG EMISSIONS

A. James Teague	Director and Co-Chief Executive Officer	Enterprise Products Partners L.P.
Lee M. Tillman	Chairman, President and Chief Executive Officer	Marathon Oil Corporation
Frank A. Verraastro	Senior Advisor Energy Security and Climate Change Program	Center for Strategic & International Studies
Bruce H. Vincent	Chief Executive Officer	Vincent & Company
Gretchen H. Watkins	President	Shell USA, Inc.
Stephen D. Westhoven	President and Chief Executive Officer	New Jersey Resources Corporation
Mary Jane Wilson	President and Chief Executive Officer	WZI Inc.
Lori Wrotenbery	Executive Director	Interstate Oil and Gas Compact Commission
Ezra Y. Yacob	Chairman and Chief Executive Officer	EOG Resources, Inc.
George M. Yates	President and Chief Executive Officer	HEYCO Energy Group, Inc.
Daniel H. Yergin	Vice Chairman	S&P Global Corporation

COORDINATING SUBCOMMITTEE

Chair

John M. Dabbar	Managing Director Low Carbon Technologies	ConocoPhillips Company
----------------	--	------------------------

Government Cochair

Ryan Peay	Deputy Assistant Secretary for Resource Sustainability Office of Fossil Energy and Carbon Management	U.S. Department of Energy
-----------	---	---------------------------

Alternate Government Cochair

Christopher J. Freitas	Senior Program Manager for Methane Mitigation R&D Office of Resource Sustainability Office of Fossil Energy and Carbon Management	U.S. Department of Energy
Nancy L. Johnson	Senior Advisor, Environmental Science and Policy Analysis Office of Resource Sustainability Office of Fossil Energy and Carbon Management (FE-30)	U.S. Department of Energy

Project Manager

Janice Y. Menke	Project Manager, NPC GHG Study	ConocoPhillips Company
-----------------	--------------------------------	------------------------

Project Consultant

Paul B. McNutt	Consultant	ConocoPhillips
----------------	------------	----------------

Secretary

James A. Slutz	Director of Study Operations	National Petroleum Council
----------------	------------------------------	----------------------------

Members

David T. Allen	Professor	The University of Texas
Jonathan E. Booe	Executive Vice President & Chief Operating Officer	North American Energy Standards Board
Kevin D. Book	Managing Director, Research	ClearView Energy Partners, LLC
Avery E. Carson	Manager, Environmental and Regulatory Compliance	Marathon Oil Corporation
TJ Conway	Principal Climate Intelligence	Rocky Mountain Institute
Kelly K. Coppola	Manager, Upstream Unconventional Issues and Advocacy	Exxon Mobil Corporation
Michael D. DeShazer	Vice President – Business Units	Coterra Energy Inc.
Alexander K. Dewar	Partner – Climate and Energy	The Boston Consulting Group
Joseph C. Elliott	Consultant	Occidental Petroleum Corporation
Jillian C. Evanko	President and Chief Executive Officer	Chart Industries, Inc.
Jesse D. Frederick	Vice President	WZI Inc.

COORDINATING SUBCOMMITTEE

Mark A. Gebbia	Vice President Environmental, Regulatory & Permitting Engineering Services	The Williams Companies, Inc.
Fiji C. George	Senior Director, Climate and Sustainability	Cheniere Energy, Inc.
Jonathan W. Goldstein	Senior Director, Regulatory and Legislative Affairs	Environmental Defense Fund
Gordon D. Goodman	Vice President, Energy and Sustainability	EOG Resources, Inc.
Kourtney K. Hadrick	Operating Director – Energy	Southern Ute Indian Tribe Growth Fund
Marilu Hastings	Executive Vice President Director, Mitchell Innovation Lab	The Cynthia and George Mitchell Foundation
Garrett Jackson	Vice President Environmental, Social and Governance and Environmental, Health and Safety	Devon Energy Corporation
Gregory L. Jones	Director Climate and Environmental Policy	Southern Company Gas
Yasir F. Kirmani	Vice President of Strategy and Marketing	Baker Hughes Company
Jan W. Mares	Senior Advisor	Resources for the Future
Clint P. Mills	General Manager – US Production	Apache Corporation
Isabel H. Mogstad	Senior Manager, Net Zero Policy Advocacy	bp America Inc.
Adam P. Pacsi	Methane Advisor	Chevron Corporation
Andrew E. Pomerantz	Emissions Technology Manager	SLB
Richard J. Powell	Chief Executive Officer	ClearPath
Natasha Qamar	U.S. Climate Policy & Advocacy Advisor	Shell International
Christine A. Resler	President and Chief Executive Officer	ASRC Energy Services
Robert L. Stout	Senior Fellow	EarthX
Paul L. Tanaka	Climate Policy Planning Senior Advisor	Exxon Mobil Corporation
Matthew Vicenik	Director of Environmental, Health and Safety	Hilcorp Energy Company
Sherilyn C. Williams-Stroud	Research Scientist, Department of Earth Science and Environmental Change School of Earth, Society and Environment Associate Research Scientist, Structural Geology, Illinois State Geological Survey, Prairie Research Institute	University of Illinois

Alternate Members

Anthony P. Eaton	Senior Vice President, New Technology Integration and Execution	Chart Energy & Chemicals, Inc.
Kerry G. Harpole	Manager Advocacy and Sustainability	Marathon Oil Corporation
Matthew A. Henderson	Environmental Manager	Hilcorp Energy Company
Amanda S. Henry	Senior Project Manager/Operations Manager	ASRC Energy Services
Steven A. Hummel	Vice President, Business Development	Chart Industries, Inc.

COORDINATING SUBCOMMITTEE

Edward R. C. Lush	Business Development Lead	The Williams Companies, Inc.
Bruce P. Miller	Vice President, Director of Government and Industry Relations	SLB
Karen R. Obenshain	Program Manager, Natural Gas	ClearPath
Arvind P. Ravikumar	Assistant Professor	The University of Texas at Austin
Selina A. Roman-White	Supervisor, Climate	Cheniere Energy, Inc.
Michael Smith	Senior Policy Advisor	Devon Energy Corporation
Graham Stahnke	Exploration and Regulatory Manager	Southern Ute Department of Energy
Bruce R. Wilcoxon*	Former Senior Public Policy Manager – Energy Transition	Baker Hughes Company

NPC H₂ Study Coordination

Kiran Mishra-Jha	Lead Commercial Analyst Hydrogen Strategy and Market Insights	Chevron New Energies, a division of Chevron U.S.A. Inc.
Darin Y. Rice	General Manager Hydrogen Strategy and Market Insights	Chevron New Energies, a division of Chevron U.S.A. Inc.
Karel A. Schnebele	Hydrogen Advisor	Chevron New Energies, a division of Chevron U.S.A. Inc.

* Represented Baker Hughes Company through February 2024.

CHAPTER 1 – BASELINE AND EXPECTED PATHWAYS

Cochairs

Kelly K. Coppola	Manager, Upstream Unconventional Issues and Advocacy	Exxon Mobil Corporation
Adam P. Pacsi	Methane Advisor	Chevron Corporation

Government Representative

Suzanne Y. Waltzer	Senior Physical Scientist	U.S. Department of Energy
--------------------	---------------------------	---------------------------

Secretary

Edith C. Allison	Task Group Secretary	National Petroleum Council
------------------	----------------------	----------------------------

Members

Rafael A. Almodovar	Senior Sustainability Engineer	Coterra Energy Inc.
Lisa S. Beal	Environmental Projects Advisor	BHE GT&S
Jeffrey D. Bergeron	GHG Issues Advisor	Exxon Mobil Corporation
Erin M. Blanton	Managing Director Zero Emissions Systems	GTI Energy
Michael D. Cohen	Chief U.S. Economist	bp America Inc.
Margaret Coleman	Policy Manager	Environmental Defense Fund
Jesse D. Frederick	Vice President	WZI Inc.
Darlene G. Garnett	Senior Advisor – Low Carbon Strategy	Enbridge Inc.
Jonathan W. Goldstein	Senior Director, Regulatory and Legislative Affairs	Environmental Defense Fund
David L. Goldwyn	President	Goldwyn Global Strategies, LLC
Ethan W. Hinkley	Air Quality Compliance Manager	Red Cedar Gathering
Matthew R. Hunter	Manager, Lower-48 Sustainable Development Planning & Strategy	ConocoPhillips Company
Gregory L. Jones	Director, Climate and Environmental Policy	Southern Company Gas
Carissa Krey	Air Manager	Occidental Petroleum Corporation
Ali Lashgari	Senior Scientist – Emissions & Regulations	Project Canary
Clayton T. Lightfoot	Director, Americas Gas Markets	Wood Mackenzie Inc.
Elizabeth Mallett	Director of Wholesale Gas and Retail Market Quadrants	North American Energy Standards Board
Anna B. Mikulska	Fellow in Energy, Center for Energy Studies, James A. Baker III Institute for Public Policy	Rice University
Steven R. Miles	Fellow for Global Natural Gas and Energy Transitions, Center for Energy Studies, James A. Baker III Institute for Public Policy	Rice University
Spencer Nelson†	Managing Director Research and New Initiatives	ClearPath
Karen R. Obenshain	Program Manager, Natural Gas	ClearPath

† Formerly represented ClearPath.

CHAPTER 1 – BASELINE AND EXPECTED PATHWAYS

Mathew T. Oliver	Environmental Manager	EOG Resources, Inc.
Lara B. Owens	Director of Science and Technology	MiQ
Adam Peltz	Director and Senior Attorney	Environmental Defense Fund
Arvind P. Ravikumar	Assistant Professor	The University of Texas at Austin
Michael Smith	Senior Policy Advisor	Devon Energy Corporation
Graham Stahnke	Exploration and Regulatory Manager	Southern Ute Department of Energy
Elizabeth A. Stolpe	Vice President, U.S. and International Government Affairs	Project Canary
Alexander C. Swift	Director	Wood Mackenzie Inc.
Erin Tullos	Senior Fellow	The University of Texas
Sherilyn C. Williams-Stroud	Research Scientist, Department of Earth Science and Environmental Change School of Earth, Society and Environment Associate Research Scientist, Structural Geology, Illinois State Geological Survey, Prairie Research Institute	University of Illinois
Mitchell M. Winkler	Advisor	Project Canary
Hon Xing Wong	Senior Analyst	GTI Energy
Lori Wrotenbery	Executive Director	Interstate Oil and Gas Compact Commission

CHAPTER 2 – SOCIETAL CONSIDERATIONS & IMPACTS (SC&I)

Cochairs

Marilu Hastings	Executive Vice President Director, Mitchell Innovation Lab	The Cynthia and George Mitchell Foundation
Natasha Qamar	U.S. Climate Policy & Advocacy Advisor	Shell International

Government Representative

Natenna M. Dobson	Program Manager, Justice and Engagement Office of Fossil Energy and Carbon Management	U.S. Department of Energy
-------------------	---	---------------------------

Secretary

Richard C. Haut	Task Group Secretary	National Petroleum Council
-----------------	----------------------	----------------------------

Members

Sara J. Banaszak	Senior Advisor, Federal Relations Public & Government Affairs	Exxon Mobil Corporation
Matt Barr	Vice President, State Government and Community Affairs	Cheniere Energy, Inc.
Nagruk R. Harcharek	President	The Voice of the Arctic Inupiat
William M. Honsaker	Environmental, Social & Governance and Sustainability Advisor	Devon Energy Corporation
Harmony Jurkash	Stakeholder Relations Manager	ConocoPhillips Company
Jan W. Mares	Senior Advisor	Resources for the Future
Katie Mehnert	Founder and Chief Executive Officer	ALLY Energy
Robert W. Perciasepe	Senior Advisor	Center for Climate and Energy Solutions
Christine A. Resler	President and Chief Executive Officer	ASRC Energy Services
Tisha Conoly Schuller	Chief Executive Officer and Founding Principal	Adamantine Energy LLC
Graham Stahnke	Exploration and Regulatory Manager	Southern Ute Department of Energy
Donna J. Vorhees	Director of Energy Research	Health Effects Institute

CHAPTER 3 – DETECTION TECHNOLOGY

Chair

David T. Allen Professor The University of Texas

Government Representatives

Jared P. Ciferno Senior Program Manager,
Methane Mitigation Technologies U.S. Department of Energy

Elizabeth M. McNamara Program Manager U.S. Department of Energy

Secretary

Robert F. Corbin Task Group Secretary National Petroleum Council

Members

Melissa G. Allin Senior Engineer
Energy Transformation Group Baker Hughes Company

Robert B. Catell Chairman
Advanced Energy Research
and Technology Center Stony Brook University

Dylan A. Ellett Senior Product Manager Kayrros SAS

Keith W. J. Frame Principal Engineer
Low Carbon Technology ConocoPhillips Company

Matthew R. Harrison Senior Principal SLR International

Wendy L. Hartzell Program Manager Colorado State University

Arsineh Hecobian Methane Detection and Quantification Advisor Chevron Corporation

Matthew A. Henderson Environmental Manager Hilcorp Energy Company

Amanda S. Henry Senior Project Manager/Operations Manager ASRC Energy Services

Thomas D. Hutchins Consultant Pipeline Research Council
International

Clifford M. Johnson President Pipeline Research Council
International

Robert L. Kleinberg Adjunct Senior Research Scholar
Center on Global Energy Policy
School of International and Public Affairs Columbia University Center on
Global Energy Policy

Geetha Kothandaraman Technology Development Supervisor ExxonMobil Technology and
Engineering Company

Hugh Z. Li Canadian Methane Scientist Environmental Defense Fund

Bruce P. Miller Vice President, Director of Government
and Industry Relations SLB

Josh D. Musgrove Environmental, Social and Governance Advisor Devon Energy Corporation

Karen R. Obenshain Program Manager, Natural Gas ClearPath

Scott Peters Engineer The Williams Companies, Inc.

James A. Pruet Pros Ops Engineering Advisor Occidental Petroleum Corporation

Arvind P. Ravikumar Assistant Professor The University of Texas at Austin

Gregory B. Ross Senior Climate Analyst Cheniere Energy, Inc.

CHAPTER 3 - DETECTION TECHNOLOGY

Kurt A. Schimelpfenig	Advanced Senior Process Engineer	Marathon Oil Corporation
Sri Sridharan	Advisor	Pioneer Natural Resources Company
Shalini D. Supersad-Maharaj	Methane Advisor	bp America Inc.
Erin Tullos	Senior Fellow	The University of Texas
Jeffrey R. Zehner	Environmental Manager	BHE GT&S
Daniel Zimmerle	Director, Methane Emissions Program Energy Institute	Colorado State University

CHAPTER 4 – LIFE CYCLE ANALYSIS (LCA)

Cochairs

Fiji C. George	Senior Director, Climate and Sustainability	Cheniere Energy, Inc.
Selina A. Roman-White	Supervisor, Climate	Cheniere Energy, Inc.

Government Representative

Timothy J. Skone	Senior Environmental Engineer	U.S. Department of Energy
------------------	-------------------------------	---------------------------

Secretary

Edith C. Allison	Task Group Secretary	National Petroleum Council
------------------	----------------------	----------------------------

Members

Morgan D. Bazilian	Director, Payne Institute for Public Policy and Professor of Public Policy	Colorado School of Mines
Mark K. Boling	Chief Executive Officer	Boling Energy Advisors, LLC
Chuck Brecher	Senior Commercial Advisor, Emissions	Baker Hughes Company
Ben Cahill	Senior Fellow, Energy Security and Climate Change Program	Center for Strategic & International Studies
TJ Conway	Principal Climate Intelligence	Rocky Mountain Institute
Hiroshi Hashimoto	Senior Analyst, Head of Gas Group	Institute of Energy Economics, Japan – IEEJ
Garvin A. Heath	Distinguished Member of the Research Staff	National Renewable Energy Laboratory
Sarah K. Izzat	Senior Manager, Global Sustainable Solutions	Occidental Petroleum Corporation
Sarah M. Jordaan	Associate Professor	McGill University
Ian J. Laurenzi	Senior Research Associate	ExxonMobil Technology and Engineering
Hugh Z. Li	Canadian Methane Scientist	Environmental Defense Fund
H. Scott Matthews	Principal Scientist, Energy and Climate	KeyLogic Systems
Erin C. Moore	Supervisor	Cheniere Energy, Inc.
Josh D. Musgrove	Environmental, Social and Governance Advisor	Devon Energy Corporation
Srijana Rai	Principal Analyst, Zero Emissions Systems	GTI Energy
Sai Jayaraman Ramesh	Graduate Student Researcher	McGill University
Arvind P. Ravikumar	Assistant Professor	The University of Texas at Austin
Adithya Srikanth	Research Scholar	McGill University
Jonathan Stern	Distinguished Research Fellow	Oxford Institute for Energy Studies
Tana W. Sun	Student	McGill University
Sakineh Tavakkoli	Manager, Climate Risk Modeling	KPMG LLP
Zhichao Wang	Senior Engineer/ LCA Director	EcoEngineers
Christopher L. Weber	Head of Climate and Sustainability Research	BlackRock Investment Institute
George G. Zaimes	Senior Associate	KPMG LLP

CHAPTER 5 – ANALYTICS AND TRADE-OFFS

Chair

Alexander K. Dewar	Partner – Climate and Energy	The Boston Consulting Group
Mark A. Gebbia	Vice President Environmental Regulatory & Permitting Engineering Services	The Williams Companies, Inc.

Government Representative

Thomas E. Curry	Director of Policy and Analysis Office of Resource Sustainability Office of Fossil Energy and Carbon Management	U.S. Department of Energy
-----------------	--	---------------------------

Secretary

Richard C. Haut	Task Group Secretary	National Petroleum Council
-----------------	----------------------	----------------------------

Members

Lisa S. Beal	Environmental Projects Advisor	BHE GT&S
Nacole K. Biggers	Safety & Environmental Associate	EOG Resources, Inc.
Jonathan E. Booe	Executive Vice President and Chief Operating Officer	North American Energy Standards Board
David R. Braziel	Chief Executive Officer	RBN Energy, LLC
Justin H. Carlson	Chief Commercial Officer	East Daley Analytics
Michael D. Cohen	Chief U.S. Economist	bp America Inc.
William P. Davis	Strategy Executive	Exxon Mobil Corporation
Jesus Davis	Vice President of Energy Services	Industrial Info Resources / IIR Energy
Michael D. DeShazer	Vice President – Business Units	Coterra Energy Inc.
William B. DuBois	Sustainability Engineer	Coterra Energy Inc.
Mariah A. Forte-Connor	Permian Integration Manager	Exxon Mobil Corporation
Robert L. Gough	Director, Environment	EOG Resources, Inc.
Jeremy B. Harrell	Chief Strategy Officer	ClearPath
Steven A. Hummel	Vice President, Business Development	Chart Industries, Inc.
Gregory L. Jones	Director Climate and Environmental Policy	Southern Company Gas
Abraham Khan	Consultant	The Boston Consulting Group
Marcus D. Lee	International Energy Policy Advisor Bureau of Energy Resources	U.S. Department of State
Edward R. C. Lush	Business Development Lead	The Williams Companies, Inc.
Kenneth B. Medlock III	James A. Baker III and Susan G. Baker Fellow in Energy and Resource Economics and Senior Director, Center for Energy Studies, James A. Baker III Institute for Public Policy, Director, Master of Energy Economics, Economics Department	Rice University

CHAPTER 5 – ANALYTICS AND TRADE-OFFS

Ember L. Michel	Director of Environmental, Health and Safety	Red Willow Production Company
Karen R. Obenshain	Program Manager, Natural Gas	ClearPath
Catherine M. Paul-Chowdhury	Writer/Editor	The Boston Consulting Group
Robert W. Perciasepe	Senior Advisor	Center for Climate and Energy Solutions
Andrew E. Pomerantz	Emissions Technology Manager	SLB
Nathan G. Ray	Sustainability Manager	Coterra Energy Inc.
Philip A. Roberts	Staff Engineer – Environmental	The Williams Companies, Inc.
Michael Smith	Senior Policy Advisor	Devon Energy Corporation
Ryan C. Smith	Vice President, Consulting	East Daley Analytics
Jen L. Snyder	Senior Advisor	Validere
William Swetra	Senior Policy Advisor	Oxy Low Carbon Ventures
Bruce R. Wilcoxon [‡]	Former Senior Public Policy Manager – Energy Transition	Baker Hughes Company
Sherilyn C. Williams-Stroud	Research Scientist, Department of Earth Science and Environmental Change School of Earth, Society and Environment Associate Research Scientist, Structural Geology, Illinois State Geological Survey, Prairie Research Institute	University of Illinois
Kenneth W. Yagelski	Director Gas Supply	Southern Company Gas

LESS CAPITALIZED OPERATORS WORKSHOP PLANNING SUBGROUP

Lead

Ryan S. Keys Co-Chief Executive Officer Triple Crown Resources, LLC

Secretary

Richard C. Haut Task Group Secretary National Petroleum Council

Members

William S. Browning Facilities Engineering Advisor Coterra Energy

John M. Dabbar Managing Director
Low Carbon Technologies ConocoPhillips Company

Keila Diamond Managing Director and Head of
Environmental, Social & Governance Quantum Capital Group

Patricia Donald Senior Regulatory Specialist EOG Resources, Inc.

Joseph C. Elliott Consultant Occidental Petroleum Corporation

Paul M. Espenan Senior Vice President
Environmental, Health and Safety Diversified Energy Company

[‡] Represented Baker Hughes Company through February 2024.

LESS CAPITALIZED OPERATORS WORKSHOP PLANNING SUBGROUP

Lee O. Fuller	Officer – Environment and General Strategy	Independent Petroleum Association of America
Gordon D. Goodman	Sustainability	EOG Resources, Inc.
Marilu Hastings	Executive Vice President Director, Mitchell Innovation Lab	The Cynthia and George Mitchell Foundation
Matt A. Henderson	Environmental Manager	Hilcorp Energy Company
Garrett Jackson	Vice President, Environmental, Social and Governance and Environmental, Health and Safety	Devon Energy Corporation
Paul B. McNutt	Consultant	ConocoPhillips
Janice Y. Menke	Project Manager, NPC GHG Study	ConocoPhillips Company
Mark K. Miller	Chief Executive Officer	Merlin Energy, Inc.
Marshall W. Nichols	Executive Director	National Petroleum Council
Alex O’Brien	Environmental, Social and Governance Specialist	EOG Resources, Inc.
Steven H. Pruet	Chief Executive Officer	Elevation Resources
Natasha Qamar	U.S. Climate Policy & Advocacy Advisor	Shell International
Rikki Scantlan	Environmental, Social and Governance Analyst	EOG Resources, Inc.
James A. Slutz	Director of Study Operations	National Petroleum Council
Graham Stahnke	Exploration and Regulatory Manager	Southern Ute Department of Energy
Melinda E. Taylor	Senior Lecturer	The University of Texas School of Law

WRITING TEAM

Cochairs

Paul B. McNutt	Consultant	ConocoPhillips
Janice Y. Menke	Project Manager, NPC GHG Study	ConocoPhillips Company

Members

David T. Allen	Professor	The University of Texas
Edith C. Allison	Task Group Secretary	National Petroleum Council
Ben Cahill	Senior Fellow, Energy Security and Climate Change Program	Center for Strategic & International Studies
Kelly K. Coppola	Manager, Upstream Unconventional Issues and Advocacy	Exxon Mobil Corporation
Robert F. Corbin	Task Group Secretary	National Petroleum Council
John M. Dabbar	Managing Director Low Carbon Technologies	ConocoPhillips Company
Alexander K. Dewar	Partner – Climate and Energy	The Boston Consulting Group
William B. DuBois	Sustainability Engineer	Coterra Energy Inc.
Joseph C. Elliott	Consultant	Occidental Petroleum Corporation
Karl D. Fennessey	Vice President, Corporate Public Policy	ConocoPhillips Company
Mark A. Gebbia	Vice President Environmental, Regulatory & Permitting Engineering Services	The Williams Companies, Inc.
Fiji C. George	Senior Director, Climate and Sustainability	Cheniere Energy, Inc.
Marilu Hastings	Executive Vice President Director, Mitchell Innovation Lab	The Cynthia and George Mitchell Foundation
Richard C. Haut	Task Group Secretary	National Petroleum Council
Arsineh Hecobian	Methane Detection and Quantification Advisor	Chevron Corporation
Davy Kong	Director Sustainability, Government Affairs and Low Carbon Technologies Communications	ConocoPhillips Company
Erin C. Moore	Supervisor	Cheniere Energy, Inc.
Karen R. Obenshain	Program Manager, Natural Gas	ClearPath
Adam P. Pacsi	Methane Advisor	Chevron Corporation
Natasha Qamar	U.S. Climate Policy & Advocacy Advisor	Shell International
Selina A. Roman-White	Supervisor, Climate	Cheniere Energy, Inc.
Lisa Singhanian	Director, Executive and Financial Communications	ConocoPhillips Company
James A. Slutz	Director of Study Operations	National Petroleum Council
Paul L. Tanaka	Climate Policy Planning Senior Advisor	Exxon Mobil Corporation

EDUCATION AND COMMUNICATIONS TEAM

Chair

Paul B. McNutt Consultant ConocoPhillips

Members

Tara L. Billingsley	Partner	Massie Partners
Lucas J. Bolar	Chief External Affairs Officer	ClearPath
William S. Browning	Facilities Engineer	Coterra Energy
John M. Dabbar	Managing Director Low Carbon Technologies	ConocoPhillips Company
William P. Davis	Strategy Executive	Exxon Mobil Corporation
Christopher J. Freitas	Senior Program Manager for Methane Mitigation R&D Office of Resource Sustainability Office of Fossil Energy and Carbon Management	U.S. Department of Energy
Marilu Hastings	Executive Vice President Director, Mitchell Innovation Lab	The Cynthia and George Mitchell Foundation
Davy Kong	Director Sustainability, Government Affairs and Low Carbon Technologies Communications	ConocoPhillips Company
Jan W. Mares	Senior Advisor	Resources for the Future
Jennifer P. Marsteller	Senior Director of Public Affairs and Communications	Independent Petroleum Association of America
Janice Y. Menke	Project Manager, NPC GHG Study	ConocoPhillips Company
Abigail Miller	Director of Communications	Interstate Natural Gas Association of America
Kiran Mishra-Jha	Lead Commercial Analyst Hydrogen Strategy and Market Insights	Chevron New Energies, a division of Chevron U.S.A. Inc.
Marshall Nichols	Executive Director	National Petroleum Council
Richard Powell	Chief Executive Officer	ClearPath
Natasha Qamar	U.S. Climate Policy & Advocacy Advisor	Shell International
Darin Y. Rice	General Manager Hydrogen Strategy and Market Insights	Chevron New Energies, a division of Chevron U.S.A. Inc.
Bill Shireman	Founder	In This Together
Michael A. Smith	Senior Manager, Government Affairs	Interstate Natural Gas Association of America
Robert L. Stout	Senior Fellow	EarthX
Jill Sweeney	Senior Advisor, Low Carbon Technologies	ConocoPhillips Company
Andrew Ten Eyck	Policy Analyst	American Petroleum Institute
Alexandra Valderrama	Corporate Affairs Senior Manager – Hydrogen	Chevron Corporation
Katie Weinsheimer	Senior Media Relations Specialist	American Petroleum Institute
Scott J. Yager	Vice President, Environment	Interstate Natural Gas Association of America
Lori E. L. Ziebart	President and Chief Executive Officer	Energy Infrastructure Council

DESCRIPTION OF ADDITIONAL MATERIALS

In addition to approving this report, the members of the National Petroleum Council (NPC) approved making materials used in the study process available through the NPC website: chartingthecourse.npc.org.

STREAMLINED LIFE CYCLE ASSESSMENT OF NATURAL GAS – GREENHOUSE GAS MODEL (SLiNG-GHG)

There is a growing interest in understanding the life cycle greenhouse gas (GHG) emissions associated with U.S. natural gas production and exports. Life Cycle Assessments (LCA) can be specific to GHGs (carbon footprinting) to inform emissions reduction opportunities along the natural gas supply chain and support the understanding of emissions intensities of supply chains. Growing interest in life cycle GHG emissions from natural gas systems is hindered by modeling complexity and other factors, including expertise.

To demonstrate an approach that would enable wider use of LCA tools in public policy and corporate strategies across the natural gas supply chain, the NPC supported research by McGill University (Montreal, Quebec, Canada) and the National Renewable Energy Laboratory (NREL, Golden, Colorado) and cooperated in the development of an open-source, user-defined, simplified, and streamlined natural gas well-to-gate LCA model, SLiNG-GHG, that can generate reasonably representative, screening-level GHG emissions estimates. The SLiNG-GHG model was developed to focus on the key GHG emissions sources from the natural gas supply chain, as

informed from past published literature as well as subject matter experts involved in the study. By focusing on the key sources of emissions, SLiNG-GHG is easier for non-LCA experts to use.

NOTE: The SLiNG-GHG model was developed under an agreement between the NPC and McGill University and the NREL to support the *Charting the Course* report. The model was used to support analysis for the study and to facilitate related modeling but is not itself approved by the NPC as part of its report. The design and function of and access to the SLiNG-GHG model, the host website, and any changes to the model are the work of McGill University, which is solely responsible for its function and content.

The NPC has approved providing access to the SLiNG-GHG model and user guide through McGill University. For information on how the study analysis used the SLiNG-GHG model, please refer to Chapter 4 in the *Charting the Course* report.

TOPIC PAPERS

The topic papers are working documents that were part of the analyses that led to development of results presented in the report's Executive Summary and chapters.

These topic papers represent the views and conclusions of the authors. The NPC was not asked to endorse or approve the statements and conclusions contained in these documents, but to approve making these materials available on the NPC report website (chartingthe-course.npc.org) as part of the study process.

The titles and authors of the topic papers are as follows:

1. *User Manual – Streamlined Life Cycle Assessment of Natural Gas – Greenhouse Gases (SLiNG-GHG) Model*. Sai Jayaraman, McGill University; Adithya Srikanth, McGill University; Sarah Jordaan, McGill University; Garvin Heath, National Renewable Energy Laboratory.
2. *Global Warming Potential (GWP) Description*. Andrew Pomerantz, SLB Corporation; Robert Kleinberg, Columbia University; Robert Stout, EarthX; Fiji George, Cheniere Energy, Inc.; Jon Goldstein, Environmental Defense Fund.
3. *The Case for Resiliency, Synchronization and Enduring Policies Concerning Methane in the Energy Transition*. Jesse D. Frederick, PE and VP of WZI Inc.
4. *Orphan/Abandoned/Undocumented Wells*. Selina Roman-White, Cheniere Energy, Inc.; Sarah Izzat, Occidental Petroleum Corporation; Ian Laurenzi, Exxon Mobil Corporation; Chuck Brecher, Baker Hughes Company.
5. *Methane Hydrates in Alaska*. Christine Resler, ASRC Energy Services Alaska LLC; Amanda S. Henry, ASRC Energy Services Alaska LLC; Ray Boswell, National Energy Technology Laboratory; Okinaka Norihiro, Japan Organization for Metals and Energy Security; Nakatsuka Yoshihiro, Japan Organization for Metals and Energy Security.
6. *Overview of Certified Natural Gas Registries*. Jonathan Booe, North American Energy Standards Board; Clare Callahan, Deloitte Consulting; Jonah Saacks, Deloitte Consulting.

